Job Name: 26-3698 - 2 Columbia Gang Vaults
Job Location: Nashville, TN
Contractor: Core & Main LP

PC: T. Lewis
TECH:
Plant: 100

Structure ID: **5-GMV**

Spec: Vaults	Rim: 3.667'	Sump: 6"	Floor (Bot): -0.458'
Type: Meter Vault 3inW, 5.5inF	Invert: 0.5'	Floor (Top): 0'	Overall Height: 4.125'
Size: 31" x 61"	Rim to Invert: 3.167'	Floor Height: 5.5"	Slack: 0"

Structure Notes: .
1. PER ASTM C913 SPECIFICATIONS.
2. CONCRETE = 5,000 PSI AT 28 DAYS.
3. HALLIDAY HATCH S1R029059C SUPPLIED BY OTHERS AND WILL BE INSTALLED IN THE FIELD.

.
REINFORCING PER ASTM A615 (GRADE 60).
- WALLS (As .12) #3 BARS AT 12" C.C.E.W.
- FLOOR (As .12) #3 BARS AT 12" C.C.E.W.

STRUCTURE SUMMARY:

P2) 31" x 61" - CASTING HEIGHT - 0"	0 lb
P1) 31" x 61" - BOX BASE 3inW, 5.5inF, Variable Ht - 44"	3295 lb
1) Conseal CS-102 1.00" (Double)	0 lb
2) Hole - 6	0 lb
5) Hole - 2.5	0 lb
Structure Total:	3295 lb

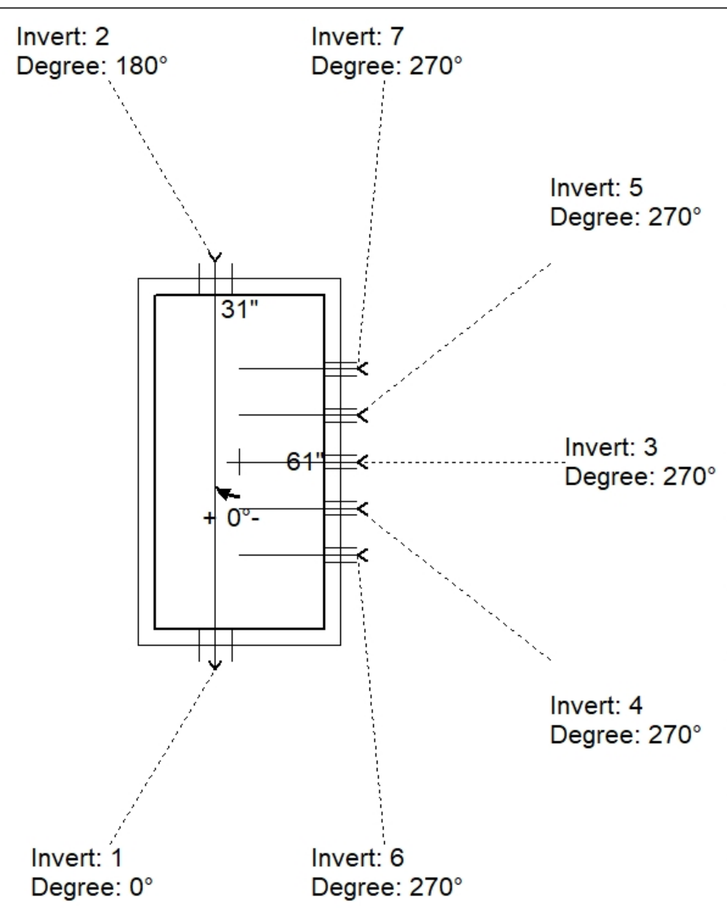

Position	Elev	Angle	Pipe	Pipe OD	Hole	Connector	Up (_)	Ref
Rim	3.667'							
Reducer								
Invert 1	0.5'	0°	4" DI	4.75"	6"	Hole 6	5"	P1
Invert 2	0.5'	180°	4" DI	4.75"	6"	Hole 6	5"	P1
Invert 3	0.56'	270°	2.5" Hole	2.5"	2.5"	Hole 2.5	6.72"	P1
Invert 4	0.56'	270°	2.5" Hole	2.5"	2.5"	Hole 2.5	6.72"	P1
Invert 5	0.56'	270°	2.5" Hole	2.5"	2.5"	Hole 2.5	6.72"	P1
Invert 6	0.56'	270°	2.5" Hole	2.5"	2.5"	Hole 2.5	6.72"	P1
Invert 7	0.56'	270°	2.5" Hole	2.5"	2.5"	Hole 2.5	6.72"	P1
Invert 8								

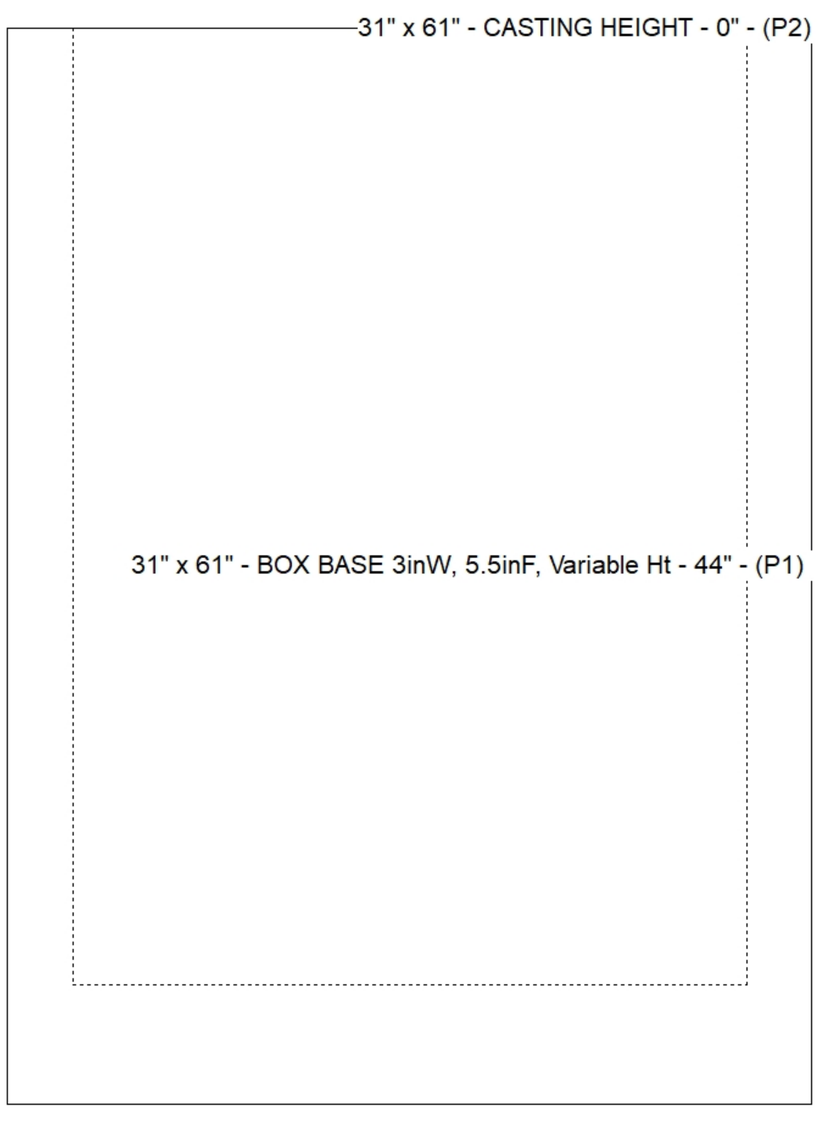

Default - Interior Dimensions

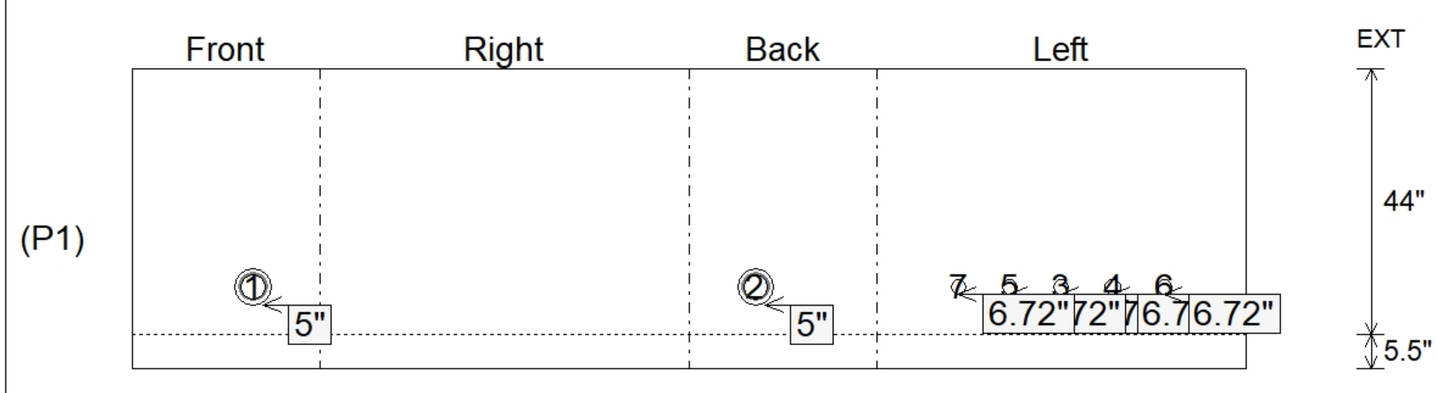

Submittal Drawing
10/2/2026 8:08:00 AM

SUBMITTAL
APPROVED BY: