Job Name: 26-2560 Ashtree Subdivision Unit 3 Ph. 1 Job Location: Nicholasville, KY Contractor: The Allen Company, Inc.	Plant: Beaver Dam 8/24/2026 8:08:09 AM	Tech: J. ROSS PC: E. BRADLEY	

Structure ID: BB2 LEXA

P1 BX3636-08BA30 BOX BASE 8inW, 8inF

P3) 36" x 120" - CB INLET LEX A 10' TOP SAG - 12"	2700 lb
P2) 36" x 120" - CB INLET LEX A 10' BOTTOM SAG - 18"	3650 lb
P1) 36" x 36" - BOX BASE 8inW, 8inF - 30"	5066 lb
1) CASTING - HOE KY-206 F/C (KY CBI A)	206 lb
1) 36" x 36" - Conseal CS-102 1.00"	0 lb
1) 24" - Conseal CS-102 1.00"	0 lb
1) Hole - 22	0 lb
2) Hole - 6	0 lb
6) MH Step ML-10-TDS-NCR - 10"	0 lb
Structure Total:	11622 lb

Structure Notes: .
1. PER ASTM C913 SPECIFICATIONS.
2. CONCRETE = 4,000 PSI AT 28 DAYS.
3. REINFORCING PER ASTM A615 (GRADE 60).
- TOP PHASE TOP - #5 BARS AT 6" C.C.E.W.
- TOP PHASE BTM - #5 BARS AT 12" C.C.E.W.
- TOP SLAB - #5 BARS AT 12" C.C.E.W..
- RISER/WALLS - #5 BARS AT 12" C.C.E.W.
- FLOOR - #5 BARS AT 12" C.C.E.W.
4. HOE KY-206 F/C CASTING PROVIDED BY ICAST

Rim: 954.92' Rim to Invert: 5.02' Slack: 0.24" Sump: 0" Step Position: 270

Position	Elev	Angle	Ext. (cw)	Pipe	Pipe OD	Connector	Hole	Horz Size	Up (_)	Offset
Invert 1	949.9'	90°	26"	15" RCP B WALL	19.5"	Hole 22	22"	22"	-3.5"	0"
Invert 2	951.64'	0°	26"	4" HDPE	4.8"	Hole 6	6"	6"	19.88"	0"
Invert 3	951.64'	180°	26"	4" HDPE	4.8"	Hole 6	6"	6"	19.88"	0"
Invert 4										
Invert 5										
Invert 6										
Invert 7										
Invert 8										

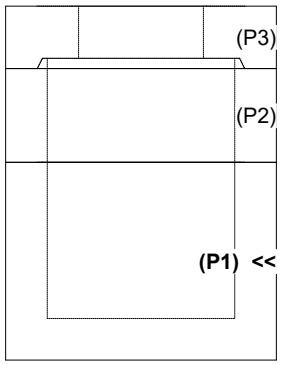

RIGHT-SIDE UP VIEW (int. dimensions)

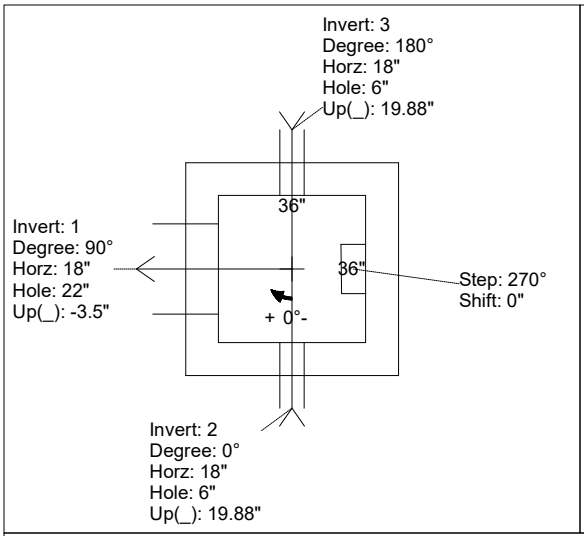

UPSIDE-DOWN VIEW (int. dimenions)

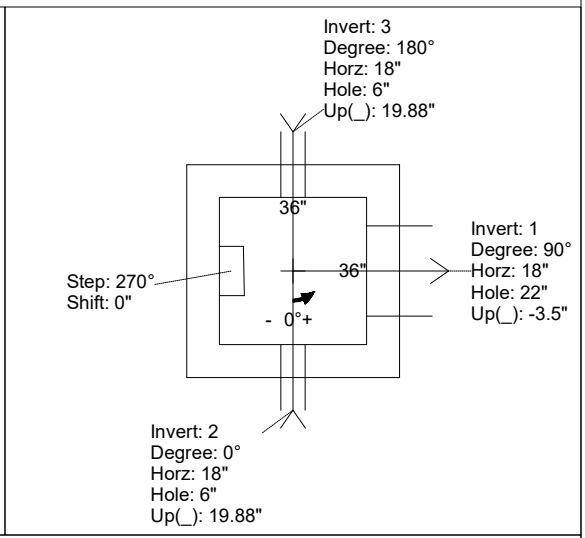

INSIDE WALL DIMENSIONS

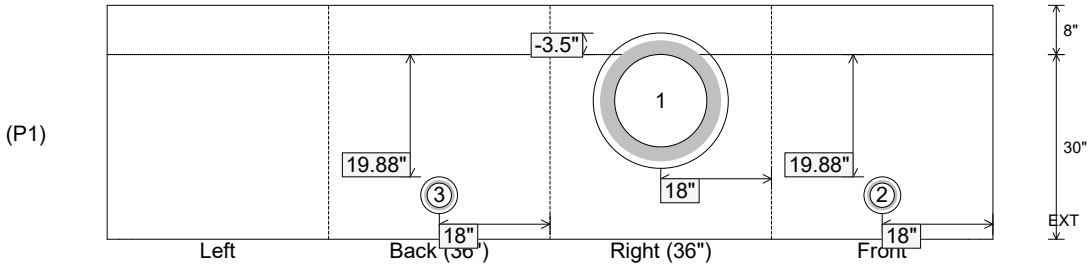

Coating (Int): Coating (Ext):	Seam Up: Flat Seam Dn: n/a	Wall Thickness: 8" Floor Height: 8"	Height (Int): 30" Height (Ext): 38"	Weight (Net): 5066 lb Volume (Net): 1.29cu.yd