

Job Name: 26-2087 839373 Georgetown Commons
Job Location: Georgetown, KY
Contractor: Contech Engineering Solutions

PC: C. Goff
 TECH: S. Felletter
 Plant: Beaver Dam



Structure ID: 75-CS-10

Spec: Storm-Pipe Centered
 Type: STM.MH
 Size: 120"

Rim: 872.5'
 Invert: 860.85'
 Rim to Invert: 11.65'

Sump: 92.076"
 Floor (Top): 853.177"
 Floor Height: 14"

Floor (Bot): 852.01'
 Overall Height: 20'
 Slack: 5.876"

Structure Notes:
 4" CASTING BY OTHERS

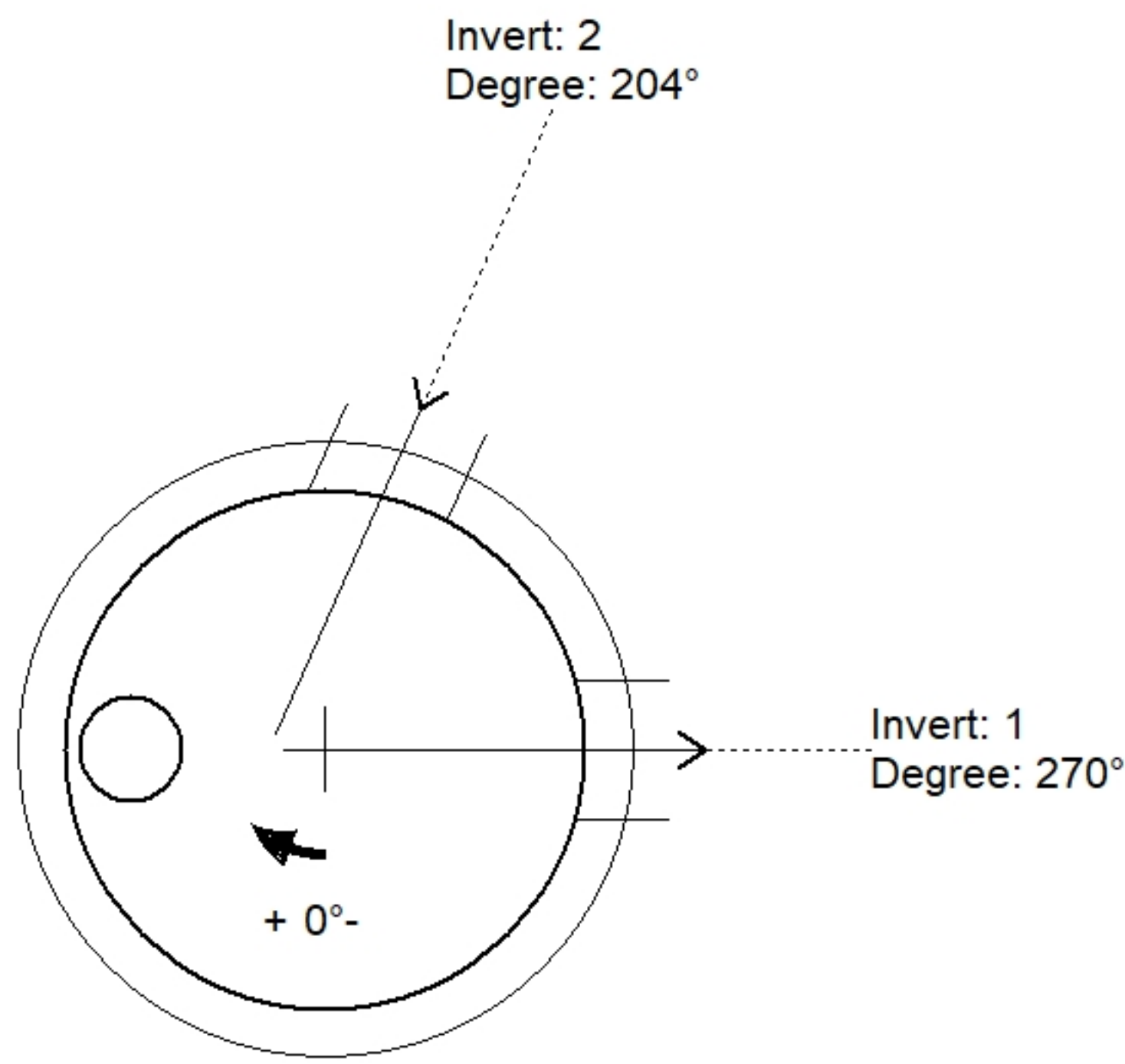
LIFTING ANCHORS TO BE INSTALLED
 ON THE OUTSIDE OF THE STRUCTURE

ICAST TO INSTALL BRACKETS ONLY


CONTECH'S LOGO AS WELL AS THE
 INLET AND OUTLET MUST BE
 STENCILED ONTO THE STRUCTURE

STRUCTURE SUMMARY:

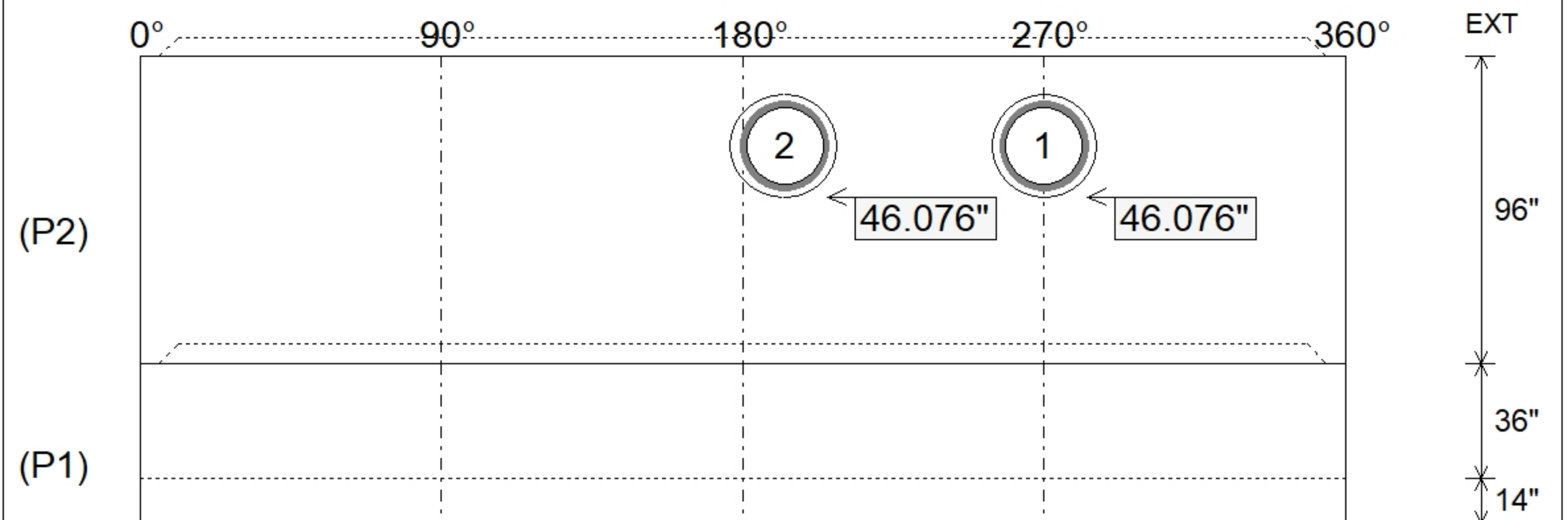
P5) 24" - CASTING HEIGHT - 4"	0 lb
P4) 120" - MH FLAT TOP SPEC. (2 - 24"Ø HOLES) F/G - 18"	16223 lb
P3) 120" - MH RISER NO STEPS T/G - 72"	27351 lb
P2) 120" - MH RISER NO STEPS T/G - 96"	34953 lb
P1) 120" - MH MONOBASE 14F, Custom Ht T/n - 36"	32280 lb
1) CVSTENCILING	0 lb
1) ASSEMBLY REQUIRED - BRACKETS ONLY	0 lb
3) 120" - Conseal CS-102 1.00"	0 lb
2) Hole - 32	0 lb
Structure Total:	110807 lb



Position	Elev	Angle	Pipe	Pipe OD	Hole	Connector	Up (')	Ref
Rim	872.5'							
Reducer								
Invert 1	860.85'	270°	24" HDPE	27.8"	32"	Hole 32	46.076"	P2
Invert 2	860.85'	204°	24" HDPE	27.8"	32"	Hole 32	46.076"	P2
Invert 3								
Invert 4								
Invert 5								
Invert 6								
Invert 7								
Invert 8								



Default - Interior Dimensions



Submittal Drawing
 4/28/2026 12:27:48 PM

SUBMITTAL
 APPROVED BY: