

Structure ID: 75-CS-10

P3 MH120RS72

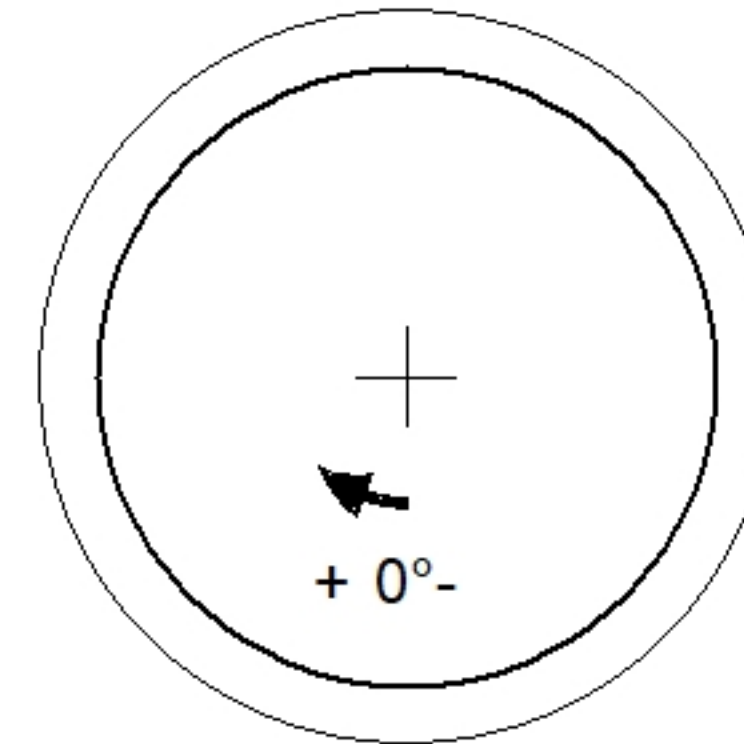
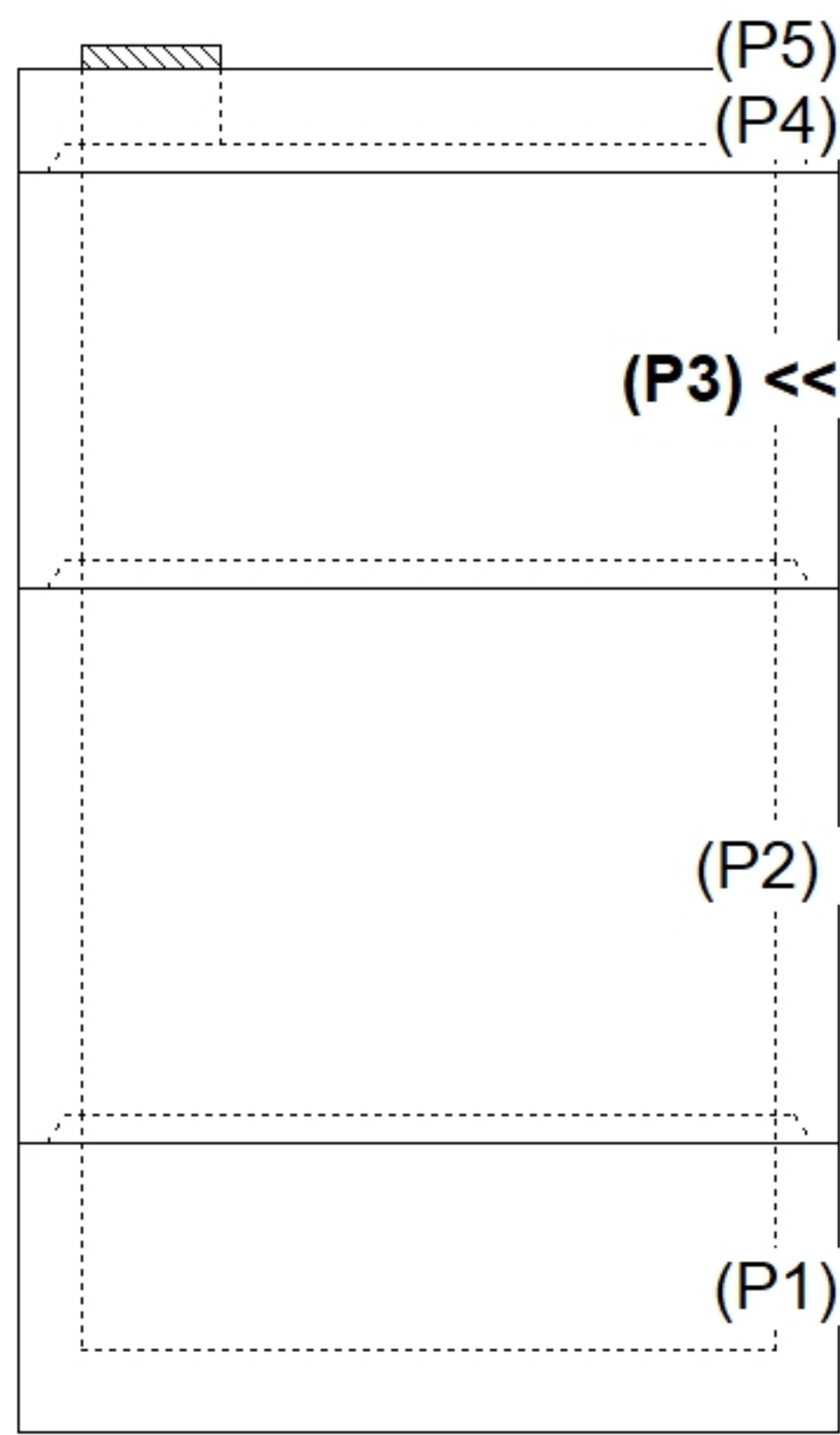
MH RISER NO STEPS T/G

P5) 24" - CASTING HEIGHT - 4" P4) 120" - MH FLAT TOP SPEC. (2 - 24"Ø HOLES) F/G - 18" P3) 120" - MH RISER NO STEPS T/G - 72" P2) 120" - MH RISER NO STEPS T/G - 96" P1) 120" - MH MONOBASE 14F, Custom Ht T/n - 36" 1) CVSTENCILING 1) ASSEMBLY REQUIRED - BRACKETS ONLY 3) 120" - Conseal CS-102 1.00" 2) Hole - 32	0 lb 16223 lb 27351 lb 34953 lb 32280 lb 0 lb 0 lb 0 lb 0 lb ----- 110807 lb	Structure Notes: 4" CASTING BY OTHERS LIFTING ANCHORS TO BE INSTALLED ON THE OUTSIDE OF THE STRUCTURE ICAST TO INSTALL BRACKETS ONLY CONTECH'S LOGO AS WELL AS THE INLET AND OUTLET MUST BE STENCILED ONTO THE STRUCTURE
--	--	---

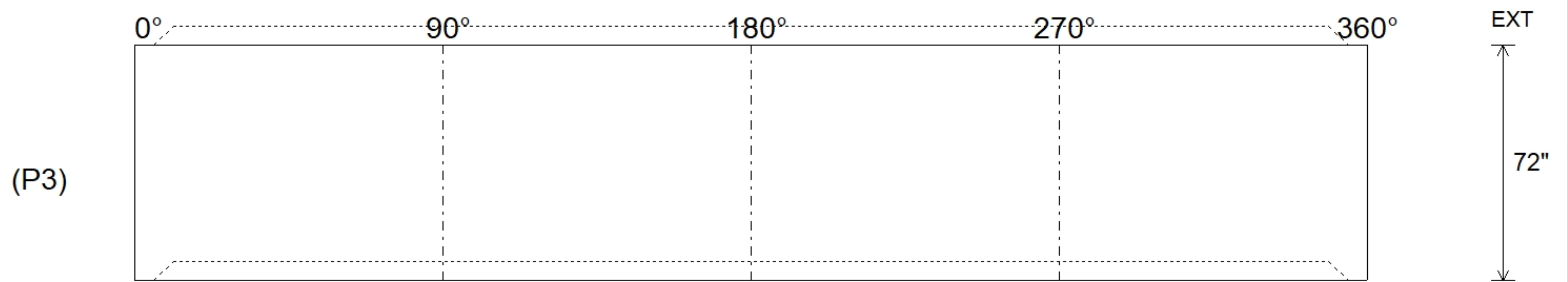
Rim: 872.5' Rim to Invert: 11.65' Slack: 5.876" Sump: 92.076" Step Position:

Position	Elev	Angle	Ext. (cw)	Pipe	Pipe OD	Connector	Hole	Horz Size	Up (L)	Offset
Invert 1										
Invert 2										
Invert 3										
Invert 4										
Invert 5										
Invert 6										
Invert 7										
Invert 8										

RIGHT-SIDE UP VIEW (int. dimensions)



INSIDE WALL DIMENSIONS



Coating (Int): Coating (Ext):	Seam Up: Tongue Seam Dn: Groove	Wall Thickness: 11" Floor Height: 0"	Height (Int): 72" Height (Ext): 72"	Weight (Net): 27351 lb Volume (Net): 6.99cu.yd
----------------------------------	------------------------------------	---	--	---