

Job Name: 26-2087 839373 Georgetown Commons
 Job Location: Georgetown, KY
 Contractor: Contech Engineering Solutions

Plant: Beaver Dam
 4/27/2026 2:30:08 PM

Tech: S. Felletter
 PC: C. Goff



Structure ID: 70-CS-8

P2 MH096RS96

MH RISER NO STEPS T/G

- P5) 24" - CASTING HEIGHT - 4"
- P4) 96" - MH FLAT TOP SPEC. (2 - 24"Ø HOLES) F/G - 17"
- P3) 96" - MH RISER NO STEPS T/G - 60"
- P2) 96" - MH RISER NO STEPS T/G - 96"
- P1) 96" - MH MONOBASE 13F, Custom Ht T/n - 24"
- 1) CVSTENCILING
- 1) ASSEMBLY REQUIRED
- 3) 96" - Conseal CS-102 1.00"
- 2) Hole - 32

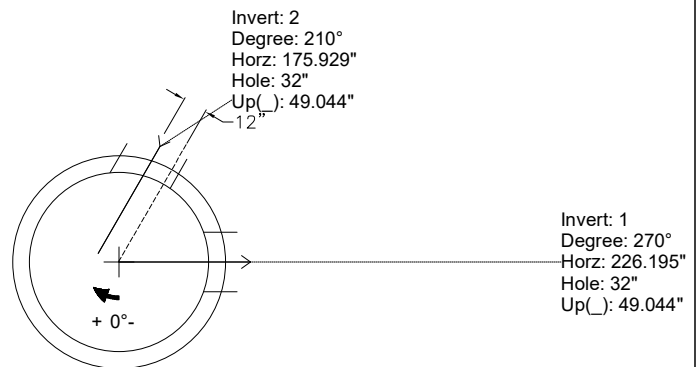
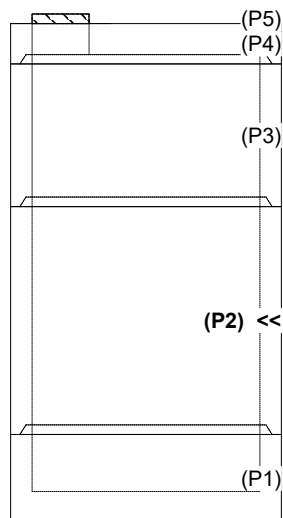
0 lb
 10015 lb
 14947 lb
 22660 lb
 17113 lb
 0 lb
 0 lb
 0 lb
 0 lb
 0 lb
 Structure Total: 64736 lb

Structure Notes:
 4" CASTING BY OTHERS
 LIFTING ANCHORS TO BE INSTALLED ON THE OUTSIDE OF THE STRUCTURE
 ICAST TO INSTALL THE INTERNALS
 CONTECH'S LOGO AS WELL AS THE INLET AND OUTLET MUST BE STENCILED ONTO THE STRUCTURE

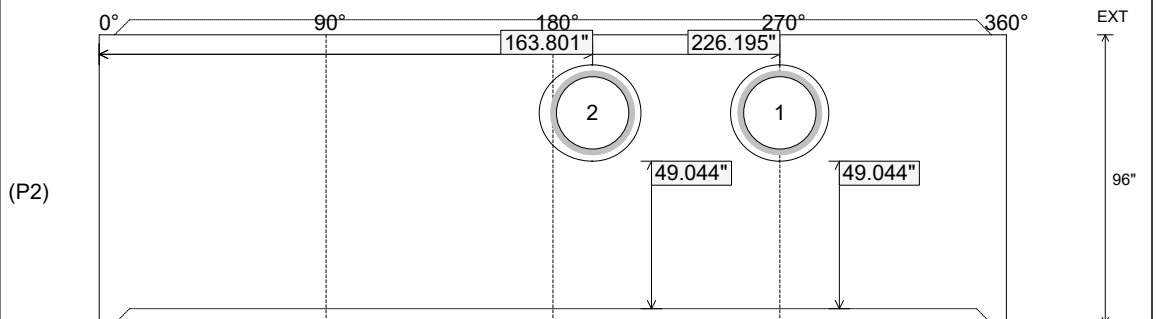
Rim: 871.15' Rim to Invert: 10.05' Slack: 1.644" Sump: 82.044" Step Position:

Position	Elev	Angle	Ext. (cw)	Pipe	Pipe OD	Connector	Hole	Horz Size	Up ()	Offset
Invert 1	861.1'	270°	268.606"	24" HDPE	27.8"	Hole 32	32"	32.624"	49.044"	0"
Invert 2	861.1'	210°	196.825"	24" HDPE	27.8"	Hole 32	32"	33.9"	49.044"	-12"
Invert 3										
Invert 4										
Invert 5										
Invert 6										
Invert 7										
Invert 8										

RIGHT-SIDE UP VIEW (int. dimensions)



INSIDE WALL DIMENSIONS



Coating (Int):
 Coating (Ext):

Seam Up: Tongue
 Seam Dn: Groove

Wall Thickness: 9"
 Floor Height: 0"

Height (Int): 96"
 Height (Ext): 96"

Weight (Net): 22660 lb
 Volume (Net): 5.79cu.yd