

Job Name: 26-1980 833965 Carlock Dealership
Job Location: Brentwood, TN
Contractor: Contech Engineering Solutions

PC: C. Goff
 TECH: S. Felletter
 Plant: Beaver Dam



Structure ID: **WQU2-3**

Spec: Storm
 Type: STM.MH (Open Btm)
 Size: 48"

Rim: 776.37'
 Invert: 776.37'
 Rim to Invert: 0'

Sump: 83.52"
 Floor (Top): 769.41'
 Floor Height: 0"

Floor (Bot): 769.41'
 Overall Height: 6.833'
 Slack: 1.52"

Structure Notes:
 4" CASTING BY OTHERS

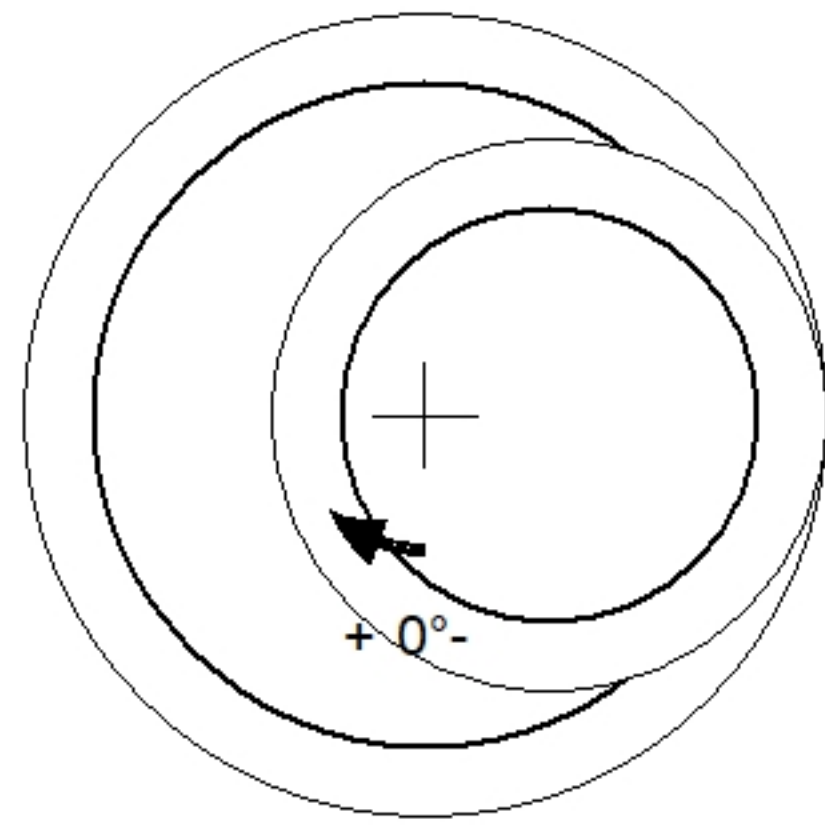
- A. PER ASTM C478 SPECIFICATIONS.
- B. CONCRETE = 4,000 PSI AT 28 DAYS.
- C. NO STEPS

CONTECH'S LOGO MUST BE
 STENCILED ONTO THE STRUCTURE

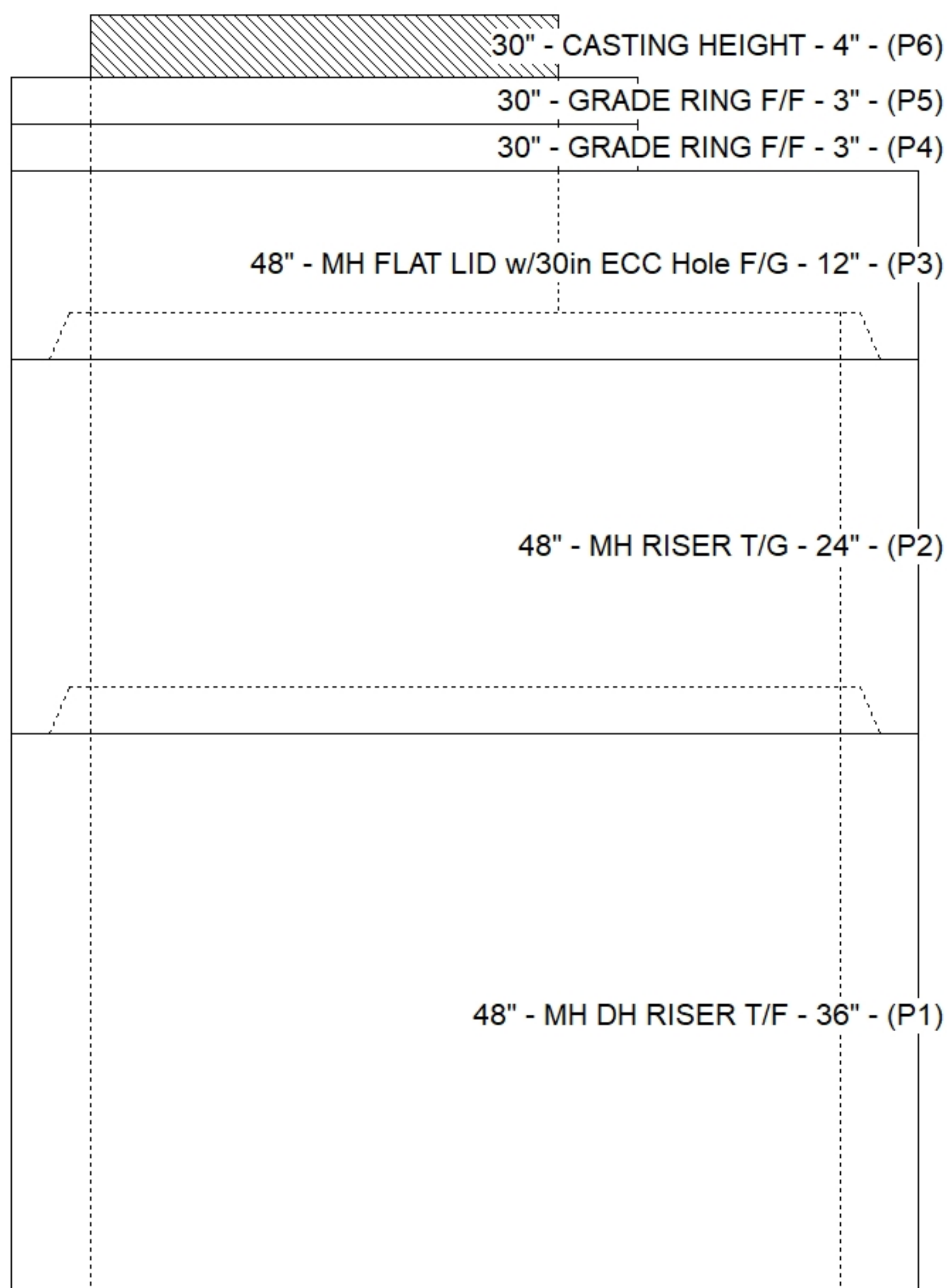
REINFORCING PER ASTM A615 (GRADE 60).
 - TOP SLAB (As .62) #5 BARS AT 6" C.C.E.W.
 - RISER/WALLS (As .12)

STRUCTURE SUMMARY:

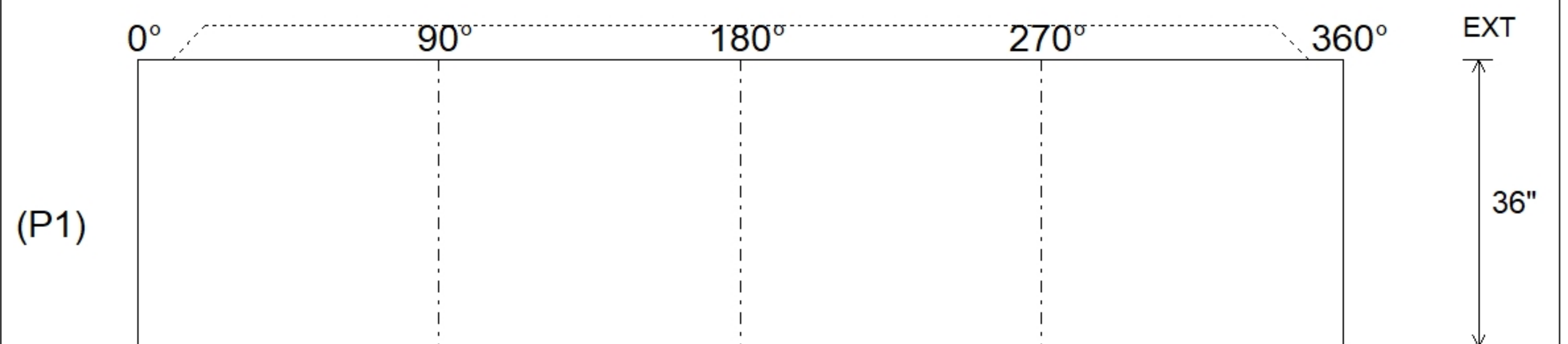
P6) 30" - CASTING HEIGHT - 4"	0 lb
P5) 30" - GRADE RING F/F - 3"	138 lb
P4) 30" - GRADE RING F/F - 3"	138 lb
P3) 48" - MH FLAT LID w/30in ECC Hole F/G - 12"	1413 lb
P2) 48" - MH RISER T/G - 24"	1677 lb
P1) 48" - MH DH RISER T/F - 36"	2515 lb
1) CVSTENCILING	0 lb
2) 48" - Conseal CS-102 1.00"	0 lb
Structure Total:	5882 lb



Position	Elev	Angle	Pipe	Pipe OD	Hole	Connector	Up ()	Ref
Rim	776.37'							
Reducer								
Invert 1								
Invert 2								
Invert 3								
Invert 4								
Invert 5								
Invert 6								
Invert 7								
Invert 8								



Default - Interior Dimensions



Submittal Drawing
 4/16/2026 8:28:25 AM

SUBMITTAL
 APPROVED BY: