

Job Name: 26-1980 833965 Carlock Dealership	Plant: Beaver Dam	Tech: S. Felletter	
Job Location: Brentwood, TN Contractor: Contech Engineering Solutions	4/16/2026 8:29:24 AM	PC: C. Goff	

Structure ID: WQU2-2

P2 MH048RS24

MH RISER T/G

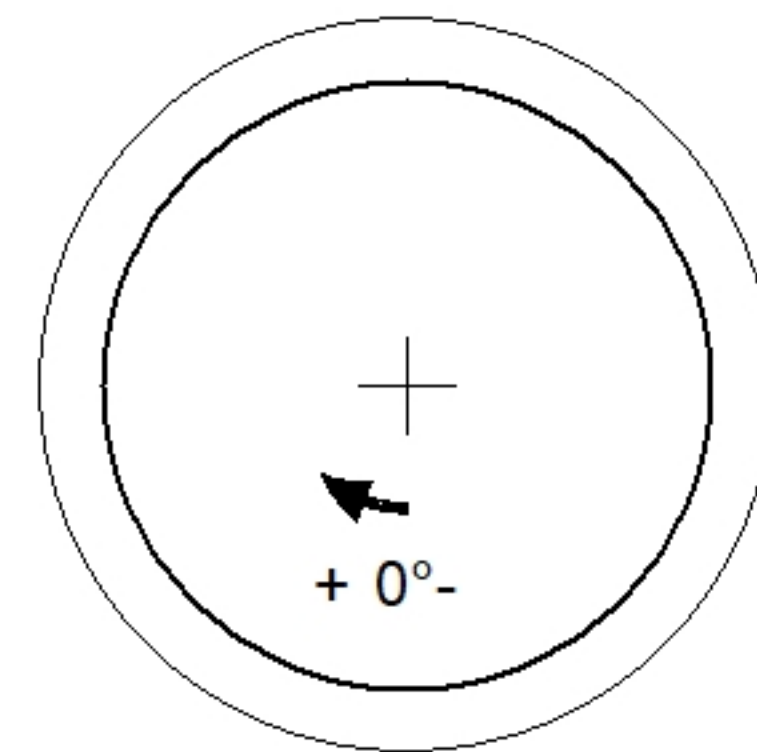
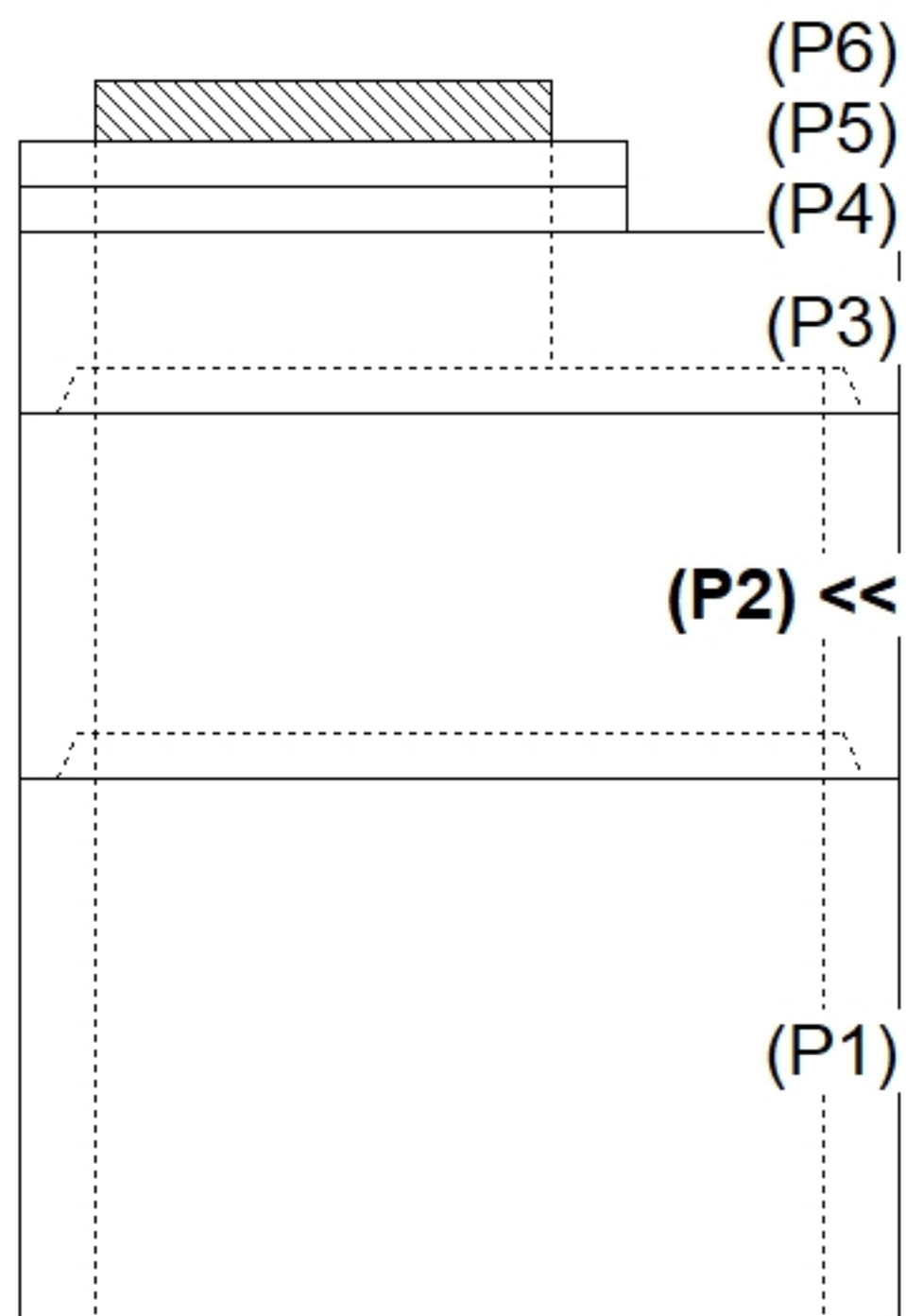
P6) 30" - CASTING HEIGHT - 4"	0 lb
P5) 30" - GRADE RING F/F - 3"	138 lb
P4) 30" - GRADE RING F/F - 3"	138 lb
P3) 48" - MH FLAT LID w/30in ECC Hole F/G - 12"	1413 lb
P2) 48" - MH RISER T/G - 24"	1677 lb
P1) 48" - MH DH RISER T/F - 36"	2515 lb
1) CVSTENCILING	0 lb
2) 48" - Conseal CS-102 1.00"	0 lb
Structure Total:	5882 lb

Structure Notes:
 4" CASTING BY OTHERS
 A. PER ASTM C478 SPECIFICATIONS.
 B. CONCRETE = 4,000 PSI AT 28 DAYS.
 C. NO STEPS
 CONTECH'S LOGO MUST BE STENCILED ONTO THE STRUCTURE
 REINFORCING PER ASTM A615 (GRADE 60).
 - TOP SLAB (As .62) #5 BARS AT 6" C.C.E.W.
 - RISER/WALLS (As .12)

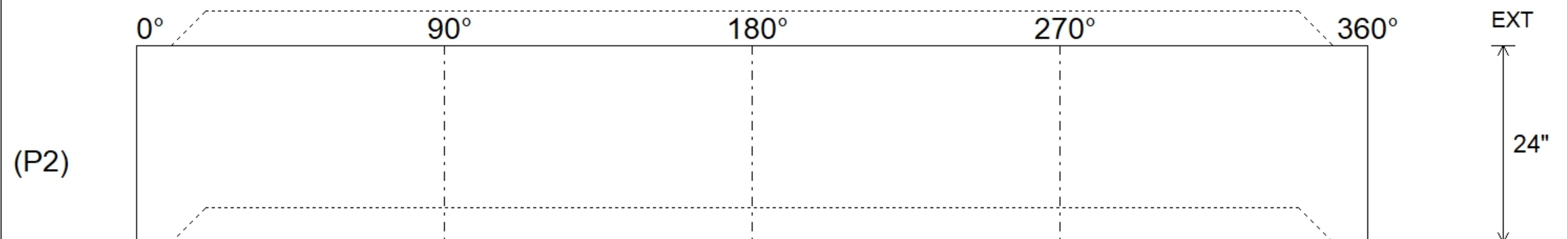
Rim: 776.37' Rim to Invert: 0' Slack: 1.52" Sump: 83.52" Step Position:

Position	Elev	Angle	Ext. (cw)	Pipe	Pipe OD	Connector	Hole	Horz Size	Up (L)	Offset
Invert 1										
Invert 2										
Invert 3										
Invert 4										
Invert 5										
Invert 6										
Invert 7										
Invert 8										

RIGHT-SIDE UP VIEW (int. dimensions)



INSIDE WALL DIMENSIONS



Coating (Int):	Seam Up: Tongue	Wall Thickness: 5"	Height (Int): 24"	Weight (Net): 1677 lb
Coating (Ext):	Seam Dn: Groove	Floor Height: 0"	Height (Ext): 24"	Volume (Net): 0.43cu.yd