

| | | | |
|--|----------------------|--------------------|--|
| Job Name: 26-1980 833965 Carlock Dealership | Plant: Beaver Dam | Tech: S. Felletter |  |
| Job Location: Brentwood, TN Contractor: Contech Engineering Solutions | 4/16/2026 8:28:52 AM | PC: C. Goff | |

Structure ID: WQU2-1

P1 MH048DHRS36

MH DH RISER T/F

| | |
|---|---------|
| P6) 30" - CASTING HEIGHT - 4" | 0 lb |
| P5) 30" - GRADE RING F/F - 3" | 138 lb |
| P4) 30" - GRADE RING F/F - 3" | 138 lb |
| P3) 48" - MH FLAT LID w/30in ECC Hole F/G - 12" | 1413 lb |
| P2) 48" - MH RISER T/G - 24" | 1677 lb |
| P1) 48" - MH DH RISER T/F - 36" | 2515 lb |
| 1) CVSTENCILING | 0 lb |
| 2) 48" - Conseal CS-102 1.00" | 0 lb |
| Structure Total: | 5882 lb |

Structure Notes:
 4" CASTING BY OTHERS

A. PER ASTM C478 SPECIFICATIONS.
 B. CONCRETE = 4,000 PSI AT 28 DAYS.
 C. NO STEPS

CONTECH'S LOGO MUST BE STENCILED ONTO THE STRUCTURE

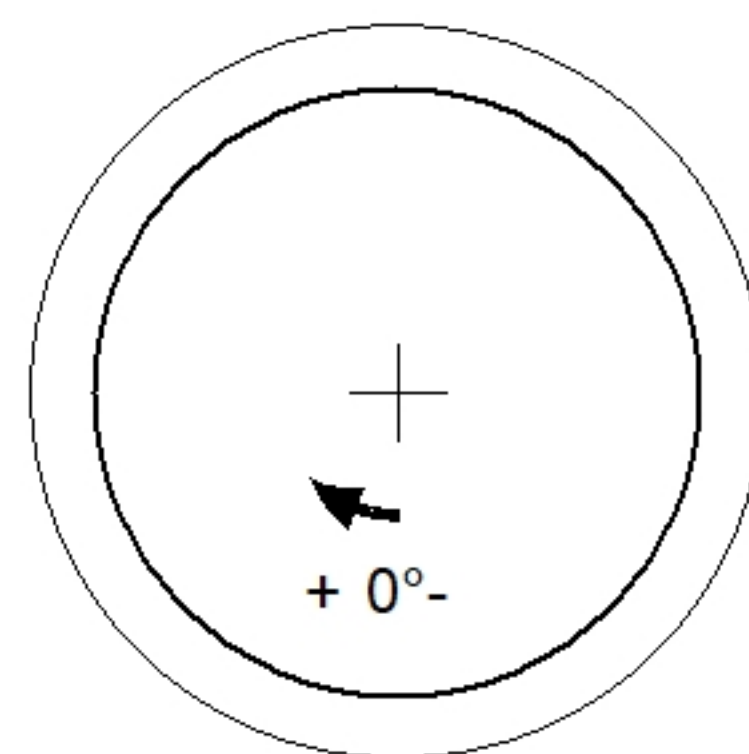
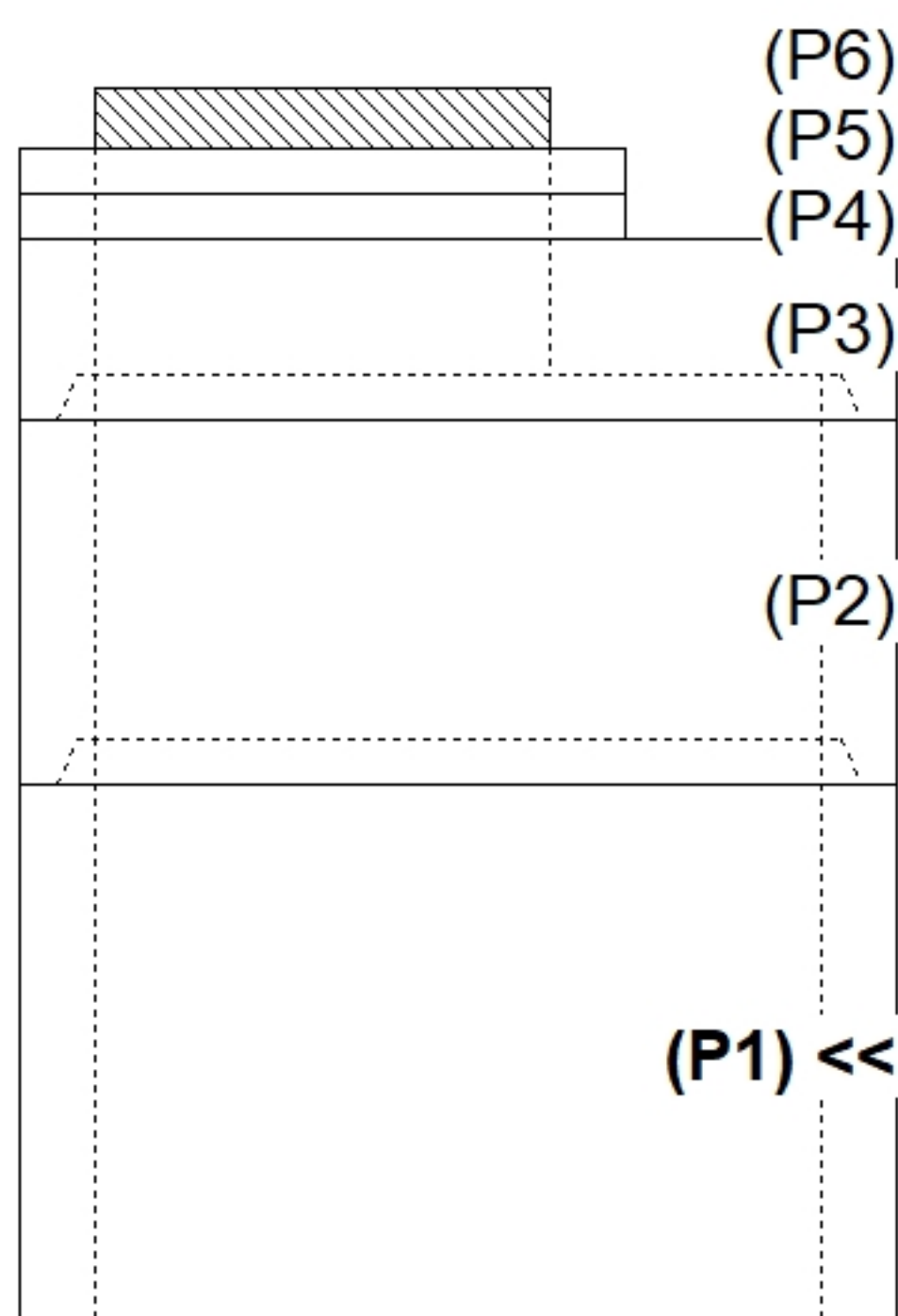
REINFORCING PER ASTM A615 (GRADE 60).
 - TOP SLAB (As .62) #5 BARS AT 6" C.C.E.W.
 - RISER/WALLS (As .12)

Rim: 776.37' Rim to Invert: 0' Slack: 1.52" Sump: 83.52" Step Position:

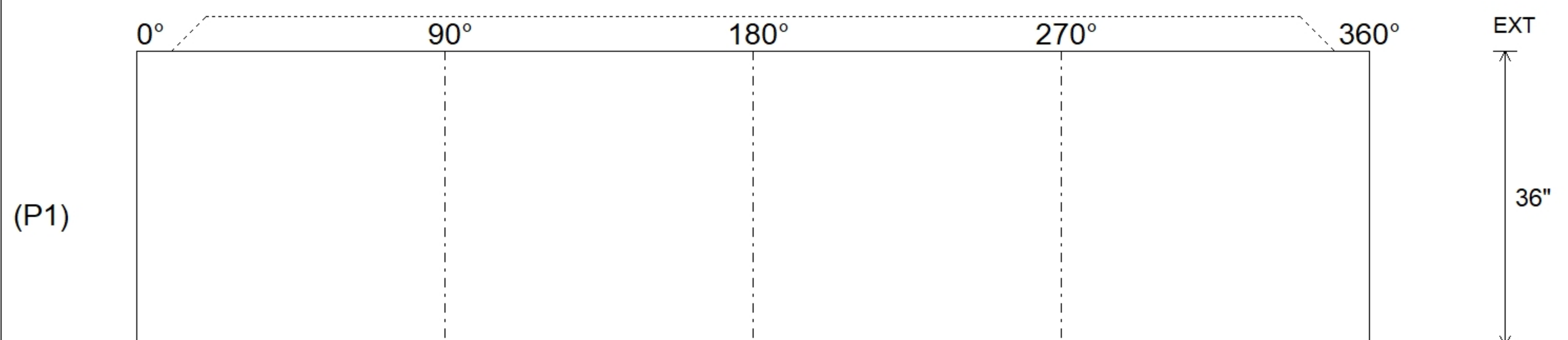
| Position | Elev | Angle | Ext. (cw) | Pipe | Pipe OD | Connector | Hole | Horz Size | Up (L) | Offset |
|----------|------|-------|-----------|------|---------|-----------|------|-----------|--------|--------|
| Invert 1 | | | | | | | | | | |
| Invert 2 | | | | | | | | | | |
| Invert 3 | | | | | | | | | | |
| Invert 4 | | | | | | | | | | |
| Invert 5 | | | | | | | | | | |
| Invert 6 | | | | | | | | | | |
| Invert 7 | | | | | | | | | | |
| Invert 8 | | | | | | | | | | |

RIGHT-SIDE UP VIEW (int. dimensions)

UPSIDE-DOWN VIEW (int. dimenions)



INSIDE WALL DIMENSIONS



| | | | | |
|----------------|-----------------|--------------------|-------------------|-------------------------|
| Coating (Int): | Seam Up: Tongue | Wall Thickness: 5" | Height (Int): 36" | Weight (Net): 2515 lb |
| Coating (Ext): | Seam Dn: Flat | Floor Height: 0" | Height (Ext): 36" | Volume (Net): 0.64cu.yd |