

Job Name: 26-1961 - Dollar Tree  
 Job Location: Hanson, KY  
 Contractor: Steve Pleasant Excavating

Plant: 100  
 4/30/2026 12:57:25 PM

Tech: Jared - F  
 PC: E. Bradley



**Structure ID: CB1 ST-CB**

**P1 BX2424-08BAVF**

**BOX BASE 8inW, 8inF, Variable Ht F/n**

- P2) 24" x 24" - CASTING HEIGHT - 7"
- P1) 24" x 24" - BOX BASE 8inW, 8inF, Variable Ht F/n - 29"
- 1) CASTING - HOE MCB-375-B F/Bar Grt
- 1) 24" x 24" - Conseal CS-102 1.00"
- 2) Hole - 16

0 lb  
 3282 lb  
 250 lb  
 0 lb  
 0 lb  
 -----  
 Structure Total: 3532 lb

- Structure Notes:**
1. PER ASTM C913 SPECIFICATIONS.
  2. CONCRETE = 4,000 PSI AT 28 DAYS.
  3. NO STEPS AND NO INVERT CHANNEL.
  4. CASTING BY ICAST(HOE MCB-375-B F/Bar Grt).

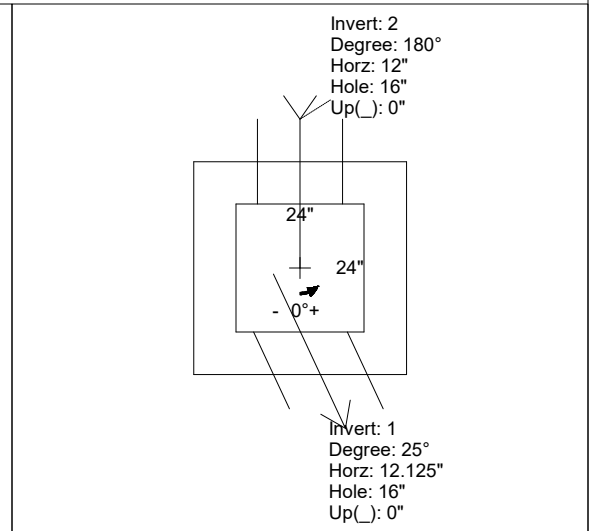
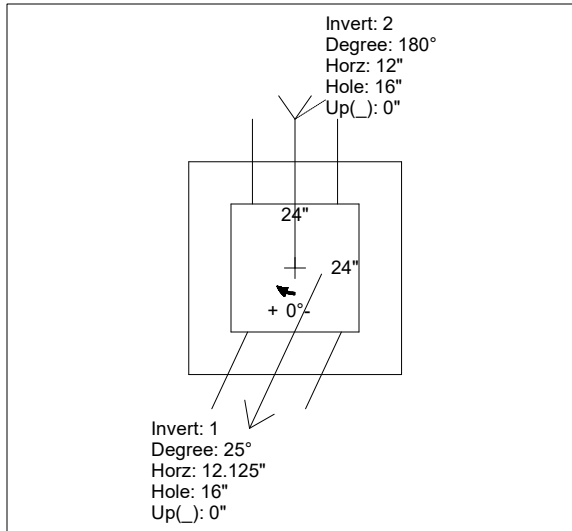
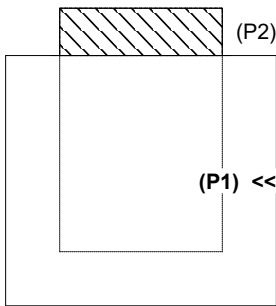
REINFORCING PER ASTM A615 (GRADE 60).  
 - WALLS (As .12) #5 BARS AT 12" C.C.E.W.  
 - FLOOR (As .12) #5 BARS AT 12" C.C.E.W.

Rim: 429.56' Rim to Invert: 2.92' Slack: 0.165" Sump: 1.125" Step Position:

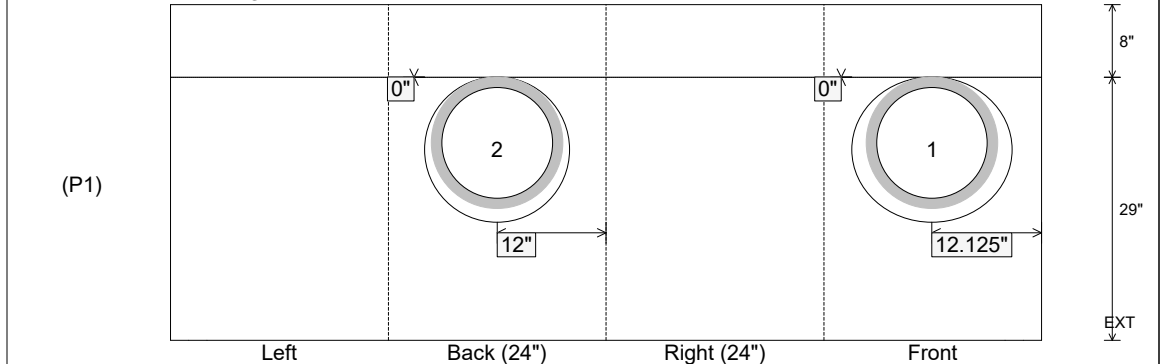
Position	Elev	Angle	Ext. (cw)	Pipe	Pipe OD	Connector	Hole	Horz Size	Up (L)	Offset
Invert 1	426.64'	25°	23.75"	12" HP STORM	14.5"	Hole 16	16"	17.654"	0"	-5"
Invert 2	426.64'	180°	20"	12" HP STORM	14.5"	Hole 16	16"	16"	0"	0"
Invert 3										
Invert 4										
Invert 5										
Invert 6										
Invert 7										
Invert 8										

RIGHT-SIDE UP VIEW (int. dimensions)

UPSIDE-DOWN VIEW (int. dimensions)



INSIDE WALL DIMENSIONS



Coating (Int): Coating (Ext):	Seam Up: Flat Seam Dn: n/a	Wall Thickness: 8" Floor Height: 8"	Height (Int): 29" Height (Ext): 37"	Weight (Net): 3282 lb Volume (Net): 0.84cu.yd
----------------------------------	-------------------------------	----------------------------------------	----------------------------------------	--------------------------------------------------