

Job Name: 26-1941 ADS Williams Mill
 Job Location: Antiock, TN
 Contractor: ADS Advanced Drainage Systems, Inc.

Plant: Beaver Dam
 4/20/2026 9:50:10 AM

Tech: S. Felletter
 PC: C. Goff



Structure ID: A1A

P3 MH120RS96

MH RISER NO STEPS T/G

| | |
|--|------------------|
| P7) 24" - CASTING HEIGHT - 7" | 0 lb |
| P6) 24" - GRADE RING F/F - 3" | 202 lb |
| P5) 120" - MH FLAT LID w/24in CON Hole F/G - 18" | 16678 lb |
| P4) 120" - MH RISER NO STEPS T/G - 30" | 11396 lb |
| P3) 120" - MH RISER NO STEPS T/G - 96" | 34643 lb |
| P2) 120" - MH RISER NO STEPS T/G - 96" | 36468 lb |
| P1) 120" - MH BASE T/n - 24" | 25064 lb |
| 1) JOINT WRAP - 0.065"x6"x50' CONSEAL CS212 | 0 lb |
| 1) JOINT WRAP PRIMER - CONSEAL CS-75 (1 gal.) | 0 lb |
| 1) ASSEMBLY REQUIRED - BRACKETS ONLY | 0 lb |
| 1) CASTING - HOE MC-375 F/C Storm | 271 lb |
| 4) 120" - Conseal CS-102 1.00" (Double) | 0 lb |
| 2) Hole - 34 | 0 lb |
| Structure Total: | 124722 lb |

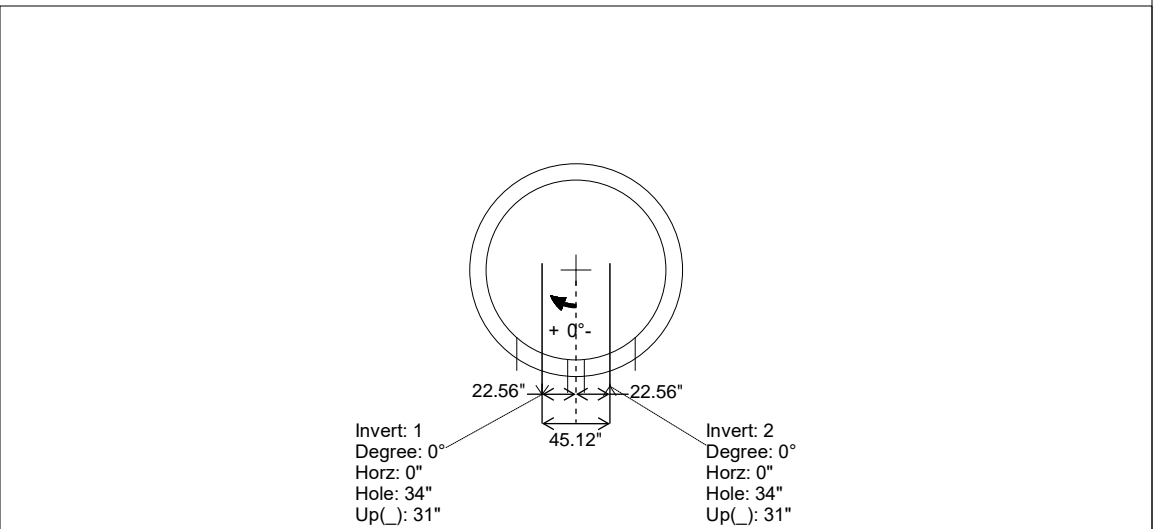
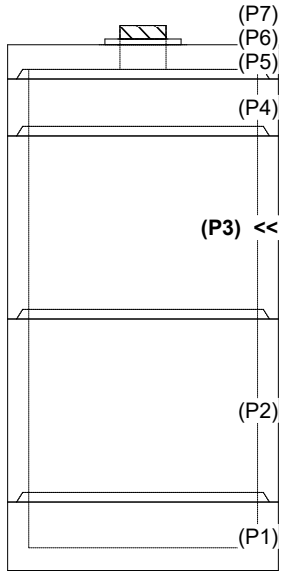
Structure Notes:
 1. PER ASTM C478 SPECIFICATIONS.
 2. CONCRETE = 4,000 PSI AT 28 DAYS.
 3. CASTING BY ICAST (HOE MC-375 F/C "STORM").

REINFORCING PER ASTM A615 (GRADE 60).
 - TOP SLAB (As .62) #5 BARS AT 6" C.C.E.W..
 - RISER/WALLS (As .36)
 - FLOOR (As .47) #5 BARS AT 8" C.C.E.W.

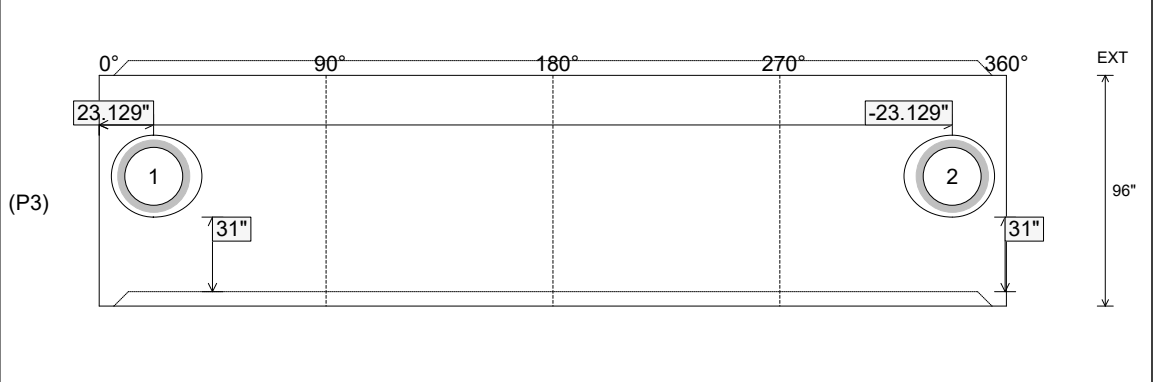
Rim: 564.5' Rim to Invert: 9.37' Slack: 0.44" Sump: 162" Step Position:

| Position | Elev | Angle | Ext. (cw) | Pipe | Pipe OD | Connector | Hole | Horz Size | Up (↓) | Offset |
|----------|---------|-------|-----------|----------------|---------|-----------|------|-----------|--------|---------|
| Invert 1 | 555.13' | 0° | 22.958" | 24" RCP B WALL | 30" | Hole 34 | 34" | 37.628" | 31" | 22.56" |
| Invert 2 | 555.13' | 0° | -22.958" | 24" RCP B WALL | 30" | Hole 34 | 34" | 37.628" | 31" | -22.56" |
| Invert 3 | | | | | | | | | | |
| Invert 4 | | | | | | | | | | |
| Invert 5 | | | | | | | | | | |
| Invert 6 | | | | | | | | | | |
| Invert 7 | | | | | | | | | | |
| Invert 8 | | | | | | | | | | |

RIGHT-SIDE UP VIEW (int. dimensions)



INSIDE WALL DIMENSIONS



| | | | | |
|----------------------------------|------------------------------------|---|--|---|
| Coating (Int): Coating (Ext): | Seam Up: Tongue Seam Dn: Groove | Wall Thickness: 11" Floor Height: 0" | Height (Int): 96" Height (Ext): 96" | Weight (Net): 34643 lb Volume (Net): 8.85cu.yd |
|----------------------------------|------------------------------------|---|--|---|