Job Name: 26-1899 - Gateway 65 Industrial Road Job Location: Franklin, KY Contractor: RD Sitework LLC	Plant: 100 6/4/2026 4:34:29 PM	Tech: Jared - F PC: E. Bardley	

Structure ID: 69 ST-DCI

P1 BX036084-08BAVF **BOX BASE 8inW, 8inF, Variable Ht F/n**

P3) 24" x 36" - CASTING HEIGHT - 6"	0 lb
P2) 36" x 84" - CB FLAT TOP 8"W SPEC. (2 - 24x36 HOLES) F/F - 8"	2911 lb
P1) 36" x 84" - BOX BASE 8inW, 8inF, Variable Ht F/n - 36"	9809 lb
1) CASTING - HOE 525 DBL SET FLAT GRATE (F/G/H)	442 lb
1) 36" x 84" - Conseal CS-102 1.00"	0 lb
1) 24" x 36" - Conseal CS-102 1.00"	0 lb
1) Hole - 22	0 lb
Structure Total:	13162 lb

Structure Notes: .
1. PER ASTM C913 SPECIFICATIONS.
2. CONCRETE = 4,000 PSI AT 28 DAYS.
3. NO STEPS AND NO INVERT CHANNEL.
4. CASTING BY ICAST (HOE 525 DBL SET FLAT GRATE (F/G/H)).

.
REINFORCING PER ASTM A615 (GRADE 60).
- TOP SLAB (As .62) #5 BARS AT 6" C.C.E.W.
- WALLS (As .47) #5 BARS AT 8" C.C.E.W.
- FLOOR (As .47) #5 BARS AT 8" C.C.E.W.

Rim: 717.47' Rim to Invert: 4.2' Slack: 0.4" Sump: 0" Step Position:

Position	Elev	Angle	Ext. (cw)	Pipe	Pipe OD	Connector	Hole	Horz Size	Up (_)	Offset
Invert 1	713.27'	90°	50"	15" RCP B WALL	19.5"	Hole 22	22"	22"	-2.25"	0"
Invert 2										
Invert 3										
Invert 4										
Invert 5										
Invert 6										
Invert 7										
Invert 8										

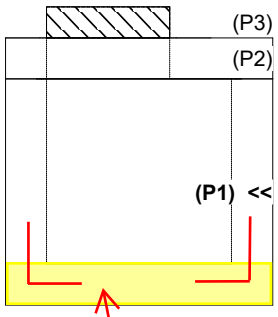

1ST POUR (FLOOR) STUB #5 L BARS OUT TOP FLOOR, SPA AT 12" C/C FOR CONNECTING WALLS

RIGHT-SIDE UP VIEW (int. dimensions)

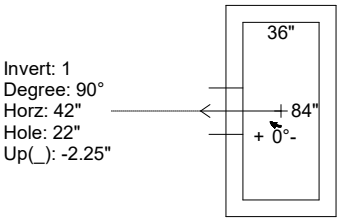

UPSIDE-DOWN VIEW (int. dimenions)

1ST POUR (FLOOR) = 3,490 LBS
2ND POUR (WALLS) = 6,319 LBS

INSIDE WALL DIMENSIONS

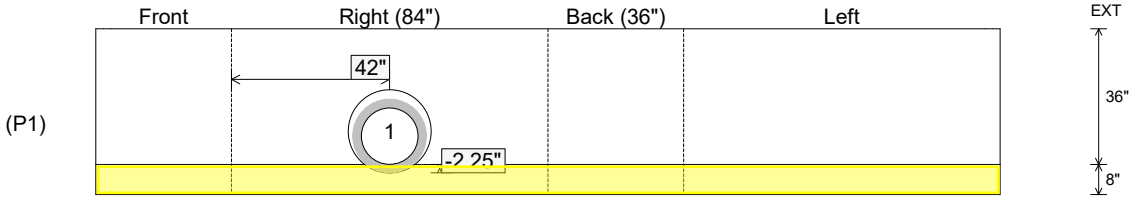

Coating (Int): Coating (Ext):	Seam Up: Flat Seam Dn: n/a	Wall Thickness: 8" Floor Height: 8"	Height (Int): 36" Height (Ext): 44"	Weight (Net): 9809 lb Volume (Net): 2.5cu.yd

Job Name: 26-1899 - Gateway 65 Industrial Road Job Location: Franklin, KY Contractor: RD Sitework LLC	Plant: 100 6/4/2026 4:34:29 PM	Tech: Jared - F PC: E. Bardley	

Structure ID: 69 ST-DCI

P1 BX036084-08BAVF BOX BASE 8inW, 8inF, Variable Ht F/n

P3) 24" x 36" - CASTING HEIGHT - 6"	0 lb
P2) 36" x 84" - CB FLAT TOP 8"W SPEC. (2 - 24x36 HOLES) F/F - 8"	2911 lb
P1) 36" x 84" - BOX BASE 8inW, 8inF, Variable Ht F/n - 36"	9809 lb
1) CASTING - HOE 525 DBL SET FLAT GRATE (F/G/H)	442 lb
1) 36" x 84" - Conseal CS-102 1.00"	0 lb
1) 24" x 36" - Conseal CS-102 1.00"	0 lb
1) Hole - 22	0 lb
Structure Total:	13162 lb

Structure Notes: .
1. PER ASTM C913 SPECIFICATIONS.
2. CONCRETE = 4,000 PSI AT 28 DAYS.
3. NO STEPS AND NO INVERT CHANNEL.
4. CASTING BY ICAST (HOE 525 DBL SET FLAT GRATE (F/G/H)).

.
REINFORCING PER ASTM A615 (GRADE 60).
- TOP SLAB (As .62) #5 BARS AT 6" C.C.E.W.
- WALLS (As .47) #5 BARS AT 8" C.C.E.W.
- FLOOR (As .47) #5 BARS AT 8" C.C.E.W.

Rim: 717.47' Rim to Invert: 4.2' Slack: 0.4" Sump: 0" Step Position:

Position	Elev	Angle	Ext. (cw)	Pipe	Pipe OD	Connector	Hole	Horz Size	Up (_)	Offset
Invert 1	713.27'	90°	50"	15" RCP B WALL	19.5"	Hole 22	22"	22"	-2.25"	0"
Invert 2										
Invert 3										
Invert 4										
Invert 5										
Invert 6										
Invert 7										
Invert 8										

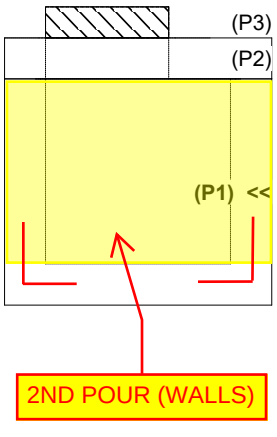

RIGHT-SIDE UP VIEW (int. dimensions)

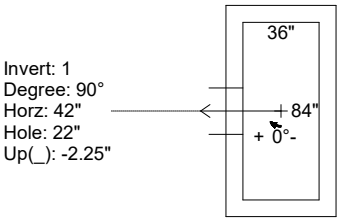

UPSIDE-DOWN VIEW (int. dimenions)

1ST POUR (FLOOR) = 3,490 LBS
2ND POUR (WALLS) = 6,319 LBS

INSIDE WALL DIMENSIONS

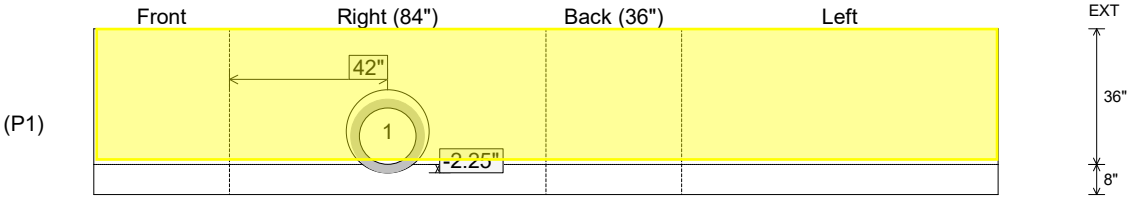

Coating (Int): Coating (Ext):	Seam Up: Flat Seam Dn: n/a	Wall Thickness: 8" Floor Height: 8"	Height (Int): 36" Height (Ext): 44"	Weight (Net): 9809 lb Volume (Net): 2.5cu.yd