

Job Name: 26-1880 733377 Larkin Springs Townhomes	Plant: Beaver Dam	Tech: S. Felletter	
Job Location: Madison, TN Contractor: Contech Engineering Solutions	4/13/2026 9:41:40 AM	PC: C. Goff	

Structure ID: 10-CS-5

P1 MH060BA36 MH BASE T/n

P4) 30" - CASTING HEIGHT - 4"	0 lb
P3) 60" - MH FLAT TOP SPEC. (30" ECC HOLE) F/G - 13"	2589 lb
P2) 60" - MH RISER T/G - 48"	4544 lb
P1) 60" - MH BASE T/n - 36"	6491 lb
1) ASSEMBLY REQUIRED	0 lb
1) CVSTENCILING	0 lb
2) 60" - Conseal CS-102 1.00"	0 lb
2) Hole - 24	0 lb
Structure Total:	13625 lb

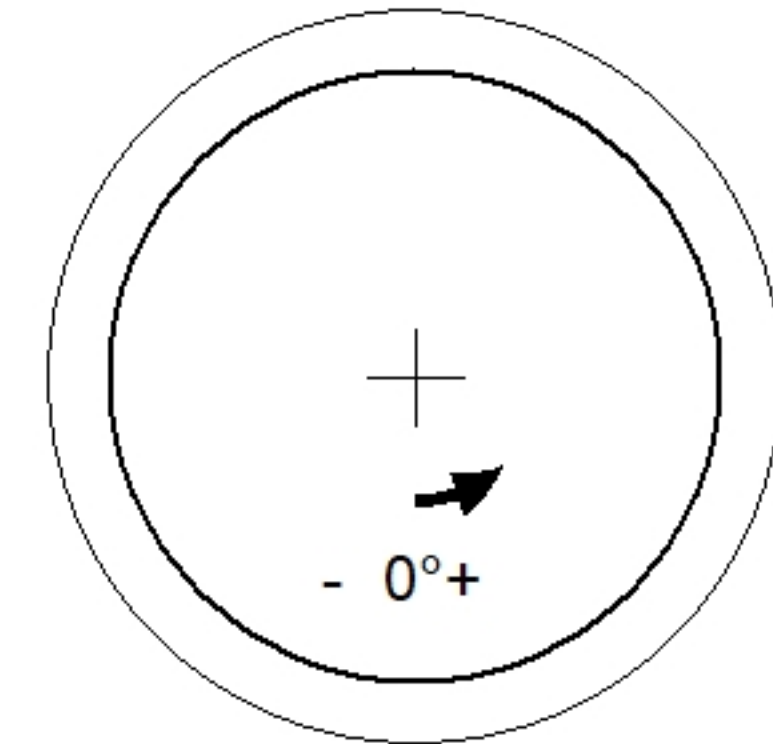
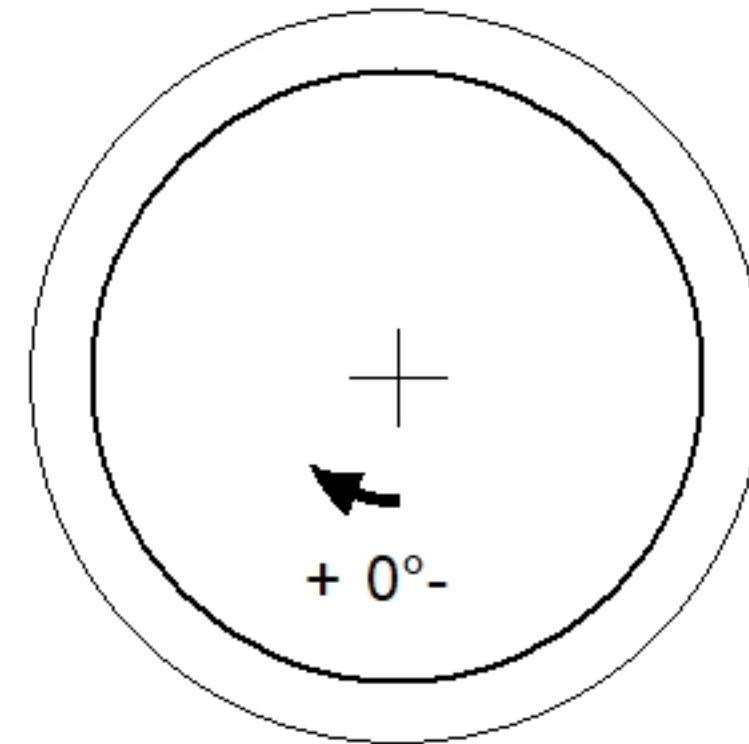
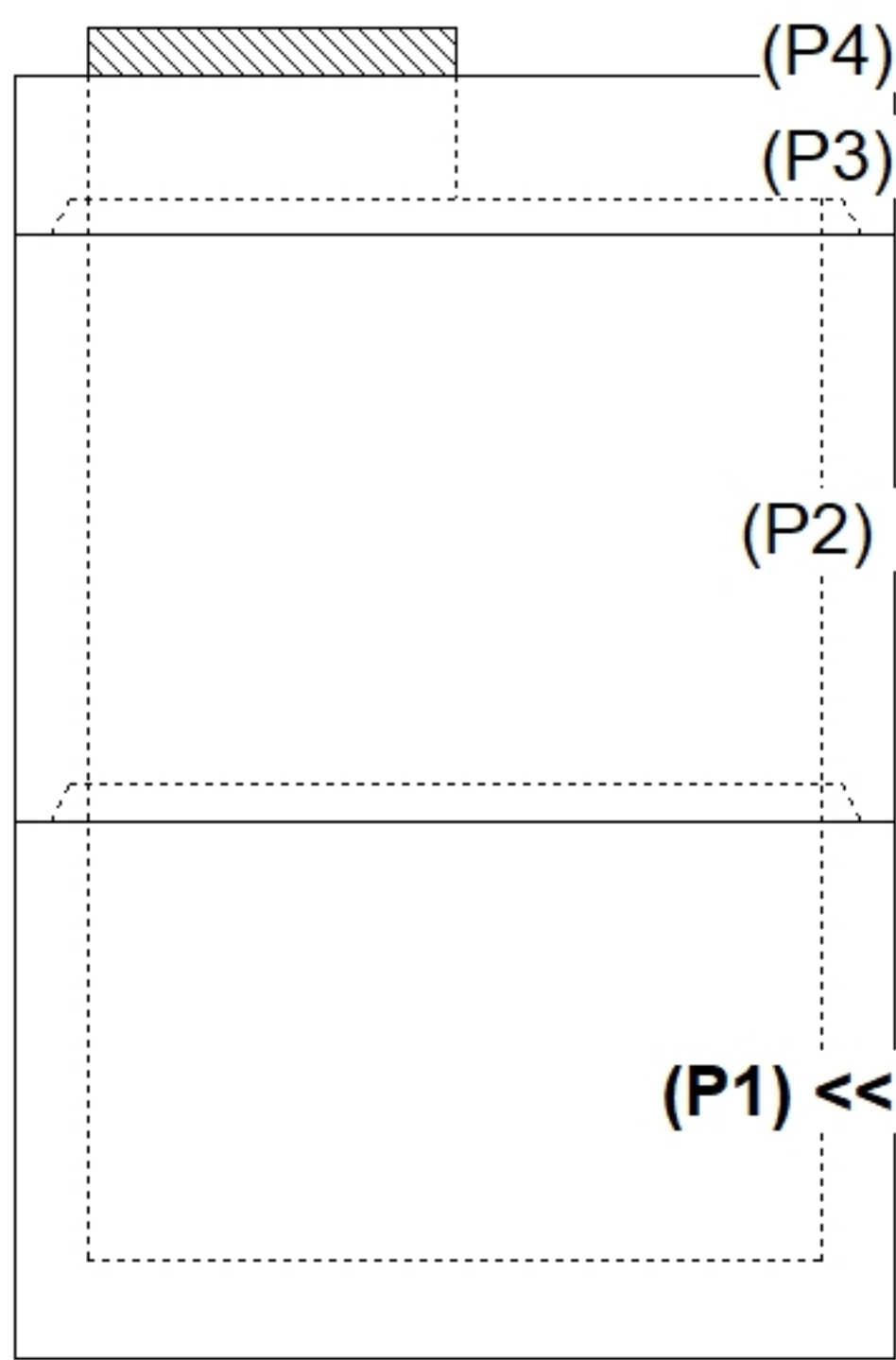
Structure Notes:
 4" CASTING BY OTHERS
 LIFTING ANCHORS TO BE INSTALLED ON THE OUTSIDE OF THE STRUCTURE
 BASE AND RISER TO BE MECHANICALLY ATTACHED PRIOR TO ASSEMBLY
 ICAST TO INSTALL THE INTERNALS
 CONTECH'S LOGO AS WELL AS THE INLET AND OUTLET MUST BE STENCILED ONTO THE STRUCTURE

Rim: 548' Rim to Invert: 4.5' Slack: 7.036" Sump: 54.036" Step Position:

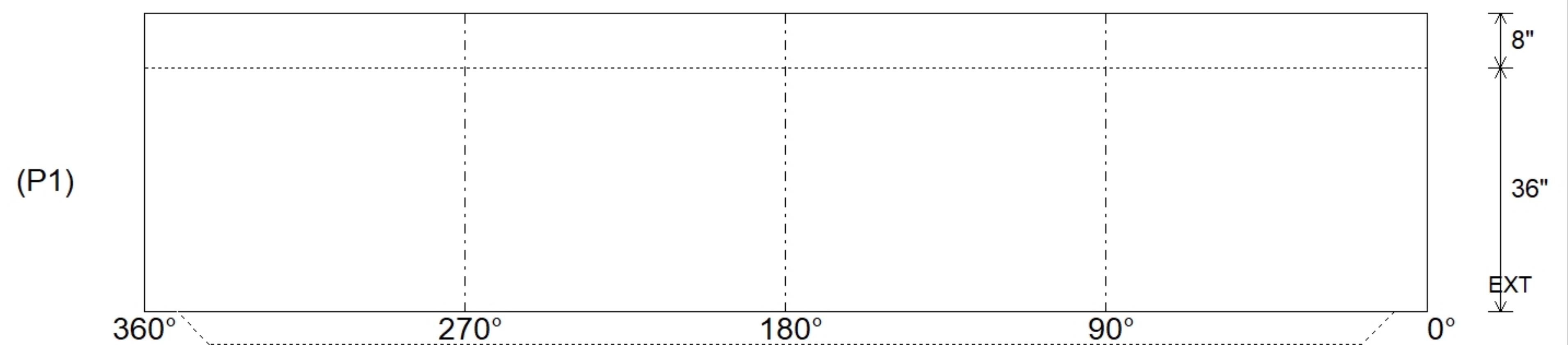
Position	Elev	Angle	Ext. (cw)	Pipe	Pipe OD	Connector	Hole	Horz Size	Up (L)	Offset
Invert 1										
Invert 2										
Invert 3										
Invert 4										
Invert 5										
Invert 6										
Invert 7										
Invert 8										

RIGHT-SIDE UP VIEW (int. dimensions)

UPSIDE-DOWN VIEW (int. dimensions)



INSIDE WALL DIMENSIONS



Coating (Int):	Seam Up: Tongue	Wall Thickness: 6"	Height (Int): 36"	Weight (Net): 6491 lb
Coating (Ext):	Seam Dn: n/a	Floor Height: 8"	Height (Ext): 44"	Volume (Net): 1.66cu.yd