Job Name: 26-1822 - Project Versailles Job Location: Versailles, KY Contractor: KY Earthworks	Plant: 100 8/26/2026 3:49:27 PM	Tech: Jared - F PC: E. Bradley	

Structure ID: S4 SS-MH

P2 MH048RS36S **MH RISER NO STEPS T/G**

P4) 24" - CASTING HEIGHT - 7"		0 lb
P3) 48" - ECC CONE w/ 24" HOLE NO STEP F/G - 30"		2050 lb
P2) 48" - MH RISER NO STEPS T/G - 36"		2515 lb
P1) 48" - MH BASE Custom Ht T/n - 33"		3573 lb
1) JOINT WRAP - 0.065"x6"x50' CONSEAL CS212		0 lb
1) JOINT WRAP PRIMER - CONSEAL CS-75 (1 gal.)		0 lb
1) 48" - MH INVERT CHANNEL - FULL HEIGHT		1440 lb
1) CASTING - HOE MC-375 F/C Sanitary		271 lb
2) 48" - Conseal CS-102 1.00" (Double)		0 lb
1) 24" - Conseal CS-102 1.00" (Double)		0 lb
2) A-Lok - 0285		2 lb
	Structure Total:	9850 lb

Structure Notes: .
1. PER ASTM C478 SPECIFICATIONS.
2. CONCRETE = 4,000 PSI AT 28 DAYS.
3. NO STEPS
4. CASTING BY ICAST (HOE MC-375 F/C SANITARY)
.
REINFORCING PER ASTM A615 (GRADE 60).
- CONE (As .12)
- RISER/WALLS (As .12)
- FLOOR (As .31) #5 BARS AT 12" C.C.E.W.

Rim: 935.56' Rim to Invert: 8.84' Slack: 2.08" Sump: 2" Step Position: 0°

Position	Elev	Angle	Ext. (cw)	Pipe	Pipe OD	Connector	Hole	Horz Size	Up (_)	Offset
Invert 1										
Invert 2										
Invert 3										
Invert 4										
Invert 5										
Invert 6										
Invert 7										
Invert 8										

RIGHT-SIDE UP VIEW (int. dimensions)

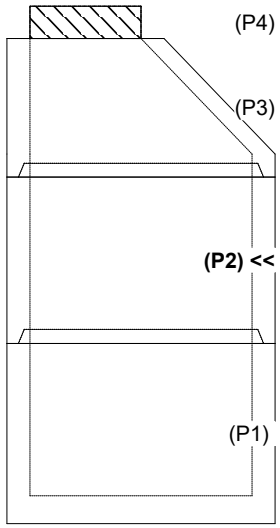

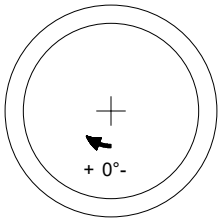

INSIDE WALL DIMENSIONS

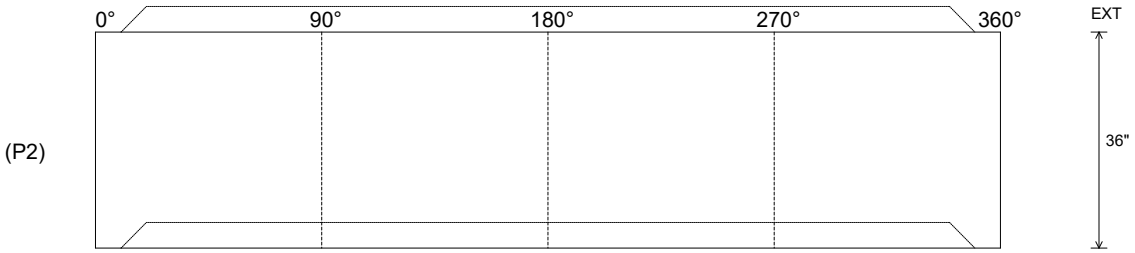

Coating (Int): Coating (Ext):	Seam Up: Tongue Seam Dn: Groove	Wall Thickness: 5" Floor Height: 0"	Height (Int): 36" Height (Ext): 36"	Weight (Net): 2515 lb Volume (Net): 0.64cu.yd