Job Name: 26-1814 - Brownsville Sewer System Additions Job Location: Cave City, KY Contractor: Luttrell & Sons, LLC	Plant: 100 7/31/2026 1:29:42 PM	Tech: Jared - F PC: A. Chambers	

Structure ID: 0+10 SS-MH

P2 MH048RS36 MH RISER T/G

P4) 24" - CASTING HEIGHT - 7"	0 lb
P3) 48" - CON CONE w/24" HOLE F/G - 24"	2252 lb
P2) 48" - MH RISER T/G - 36"	2515 lb
P1) 48" - MH BASE T/n - 30"	3330 lb
1) JOINT WRAP - 0.065"x6"x50' CONSEAL CS212	0 lb
1) 48" - MH INVERT CHANNEL - FULL HEIGHT	1440 lb
1) JOINT WRAP PRIMER - CONSEAL CS-75 (1 gal.)	0 lb
1) CASTING - HOE MC-375 F/C Sanitary	271 lb
1) 48" - Conseal CS-102 1.00"	0 lb
1) 48" - Conseal CS-102 1.00" (Double)	0 lb
1) 24" - Conseal CS-102 1.00" (Double)	0 lb
2) PSX - 12-08 NYLO	16 lb
5) MH Step ML-10-TDS-NCR - 10"	0 lb
Structure Total:	9824 lb

Rim: 545.5' Rim to Invert: 8.1' Slack: 2.2" Sump: 2" Step Position: 270

Structure Notes: .
1. PER ASTM C478 SPECIFICATIONS.
2. CONCRETE = 4,000 PSI AT 28 DAYS.
3. CASTING SUPPLIED BY ICAST (HOE MC-375 F/C "SANITARY")
.
REINFORCING PER ASTM A615 (GRADE 60).
- CONE (As .12)
- RISER/WALLS (As .12)
- FLOOR (As .31) #5 BARS AT 12" C.C.E.W.

Position	Elev	Angle	Ext. (cw)	Pipe	Pipe OD	Connector	Hole	Horz Size	Up (_)	Offset
Invert 1										
Invert 2										
Invert 3										
Invert 4										
Invert 5										
Invert 6										
Invert 7										
Invert 8										

RIGHT-SIDE UP VIEW (int. dimensions)

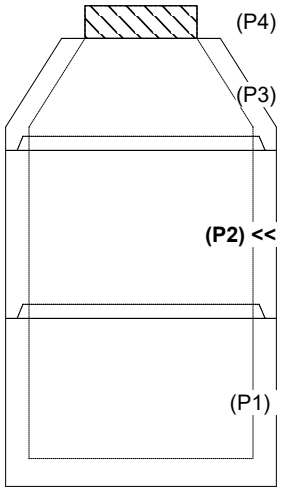

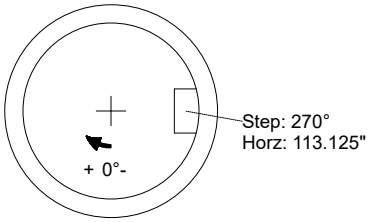

INSIDE WALL DIMENSIONS

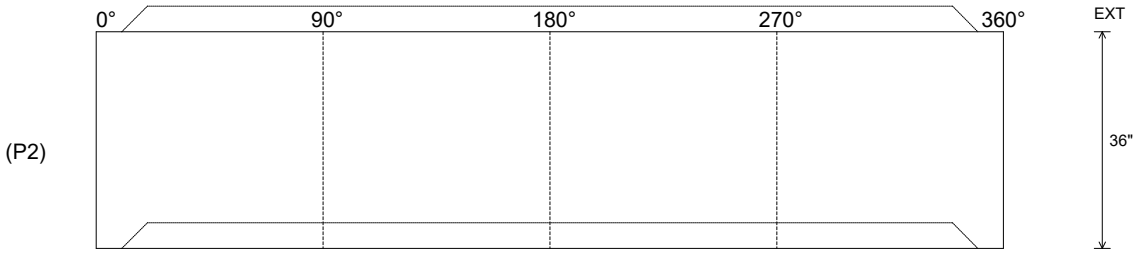

Coating (Int): Coating (Ext):	Seam Up: Tongue Seam Dn: Groove	Wall Thickness: 5" Floor Height: 0"	Height (Int): 36" Height (Ext): 36"	Weight (Net): 2515 lb Volume (Net): 0.64cu.yd