

Job Name: 26-1813 - Hunting Creek Clubhouse  
 Job Location: Prospect, KY 40059  
 Contractor: H&W Landwork

Plant: Beaver Dam, KY  
 4/7/2026 8:32:42 AM

Tech: K. Cardwell  
 PC: T. Lewis



**Structure ID: QL2 ST-C1**

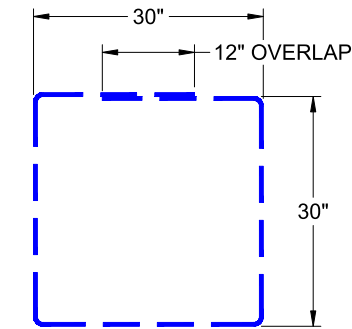
**P3 GR24x24x6x6**

**GRADE RING 6"W F/F**

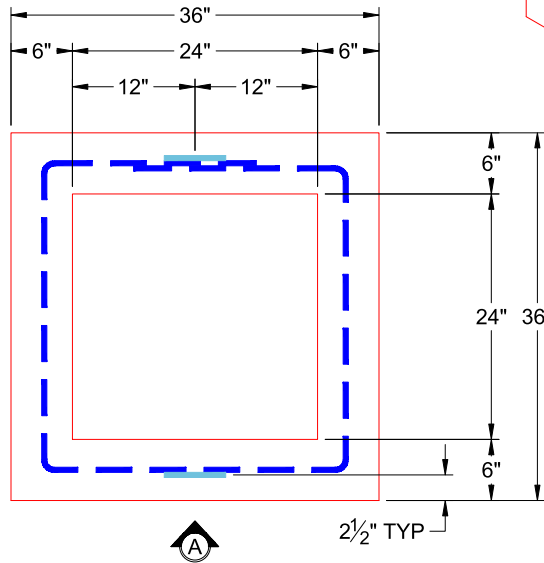
- P4) 24" x 24" - CASTING HEIGHT - 6"
- P3) 24" x 24" - GRADE RING 6"W F/F - 6"
- P2) 24" x 36" - CB FLAT TOP 6"W w/24"x24" HOLE F/F - 8"
- P1) 24" x 36" - KNOCKOUT BASE 6"W/F - STOCK F/n - 42"
- 1) CASTING - HOE 360 Set (F/G/H)
- 1) 24" x 36" - Conseal CS-102 1.00"
- 2) 24" x 24" - Conseal CS-102 1.00"
- 1) No Opening

0 lb  
 362 lb  
 773 lb  
 2466 lb  
 362 lb  
 0 lb  
 0 lb  
 0 lb  
 -----  
 Structure Total: 3964 lb

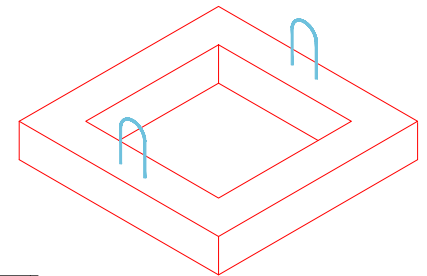
- Structure Notes:
1. PER ASTM C-913 SPECIFICATIONS
  2. CONCRETE: 4,000 PSI AT 28 DAYS
  3. REINFORCEMENT: #4 BAR (GRADE 60) W/ 12" OVERLAP AS SHOWN
  4. LIFTERS: 2 EA. WRA016 CONAC WIRE ROPE ANCHORS FOR PLANT & FIELD HANDLING



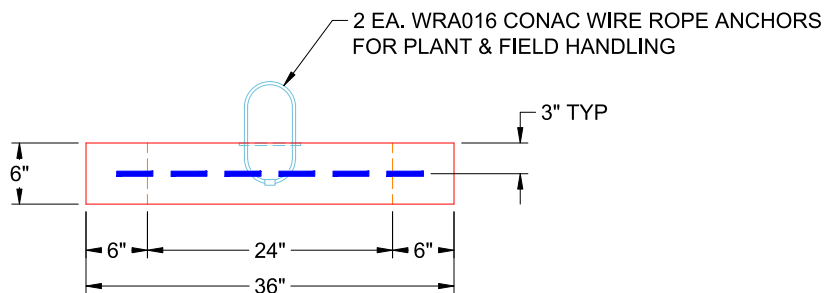
**#4 BAR REINFORCEMENT**



**PLAN VIEW (RIGHT SIDE UP)**



**ISOMETRIC VIEW**



**VIEW A (RIGHT SIDE UP)**

Coating (Int): Coating (Ext):	Seam Up: Flat Seam Dn: Flat	Wall Thickness: 6"	Height (Ext): 6"	Weight (Net): 362 lb Volume (Net): 0.09cu.yd
----------------------------------	--------------------------------	--------------------	------------------	---