

Structure ID: Storage MH

P3 MH048RS72

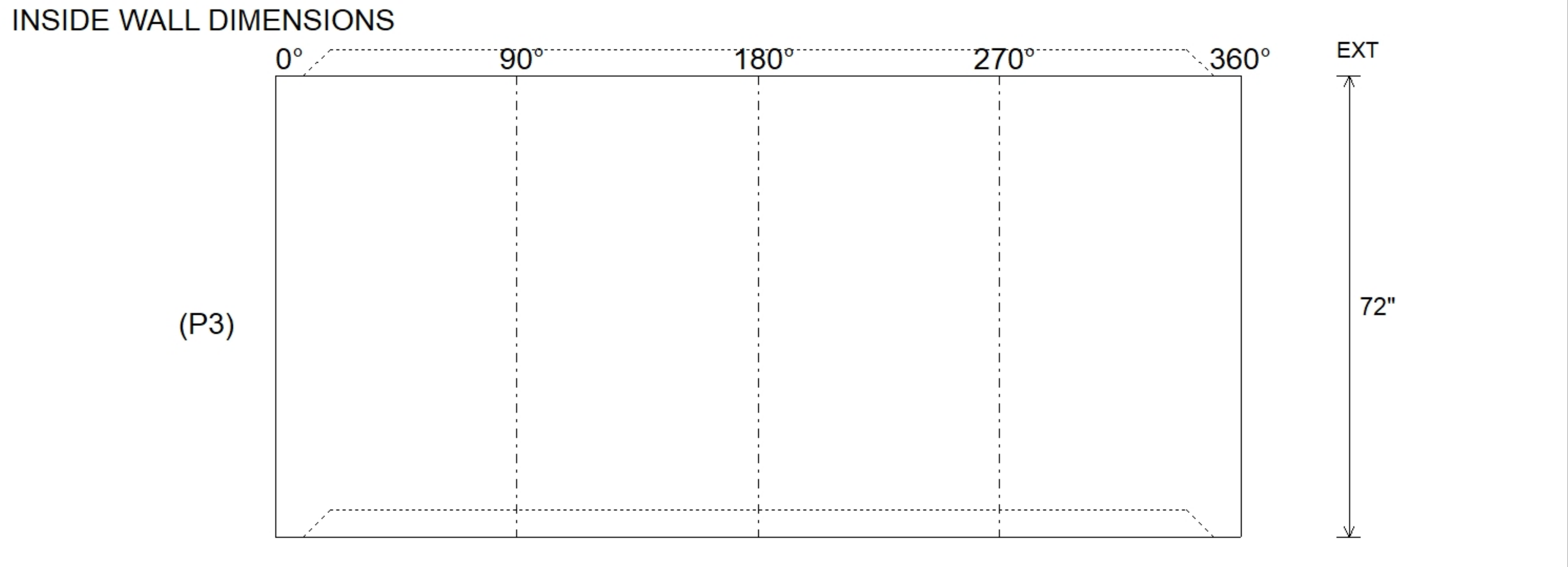
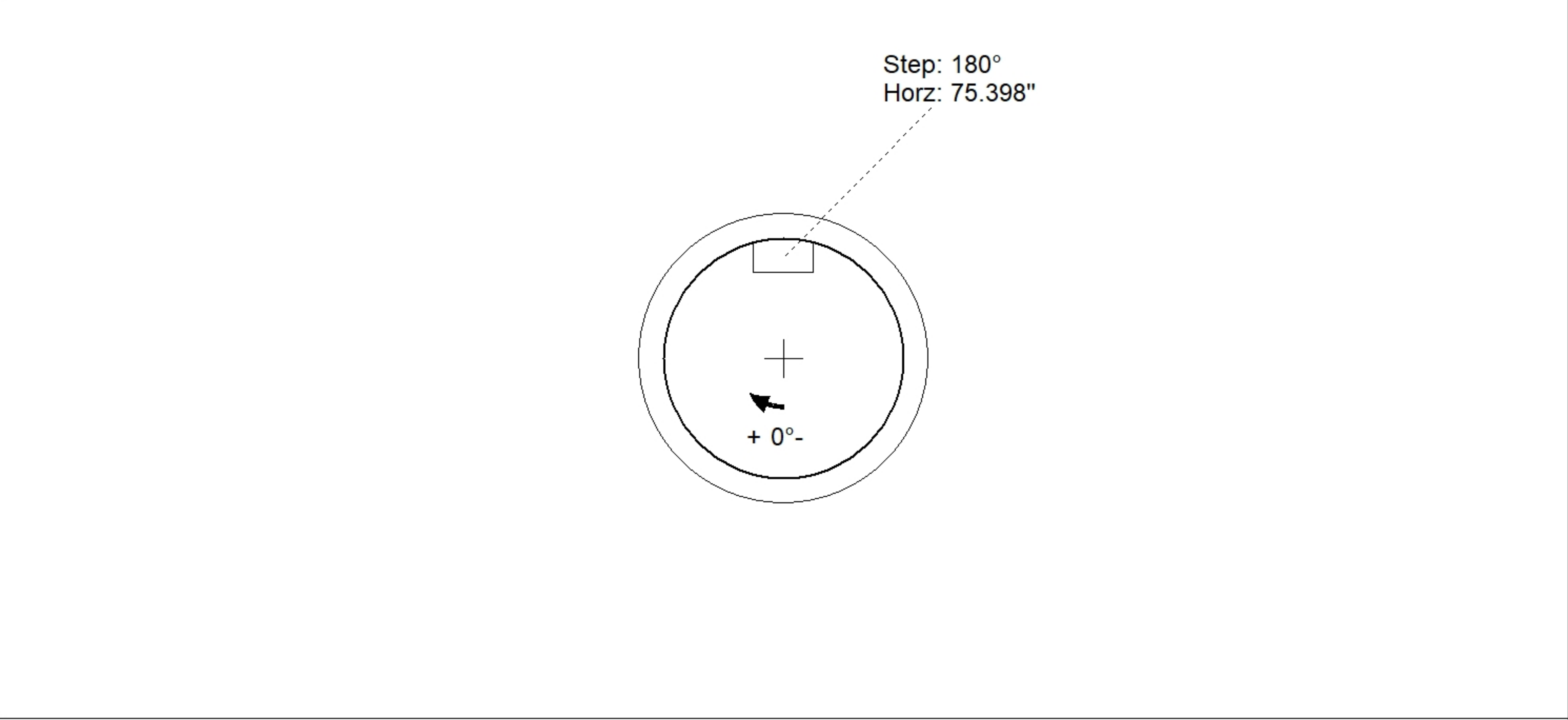
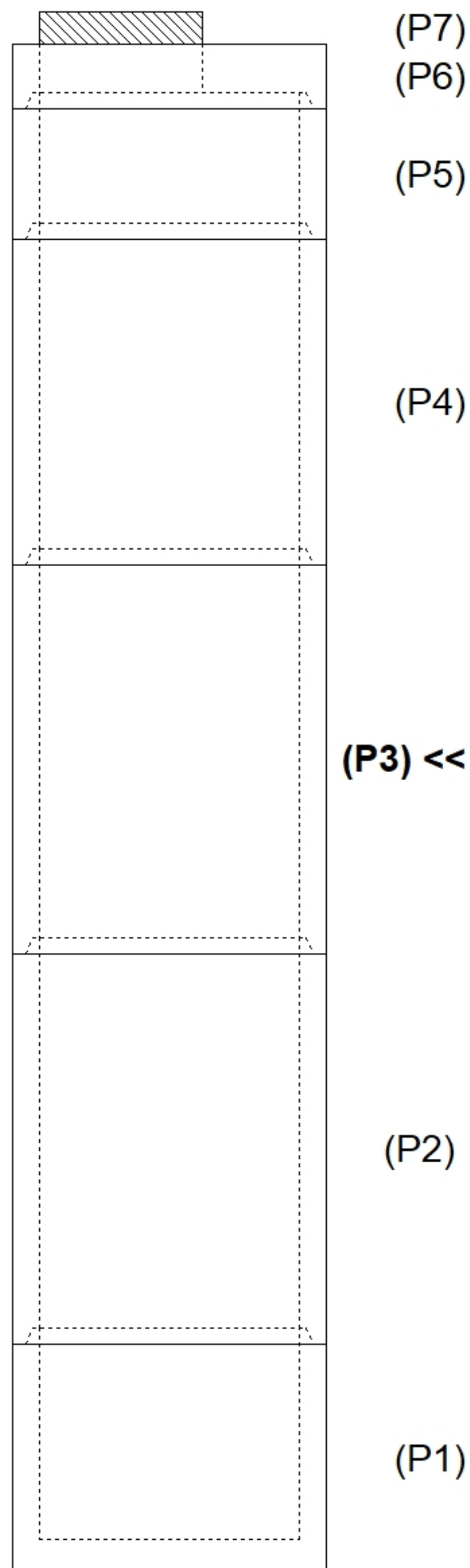
MH RISER T/G

P7) 30" - CASTING HEIGHT - 6" P6) 48" - MH FLAT LID w/30in ECC Hole F/G - 12" P5) 48" - MH RISER T/G - 24" P4) 48" - MH RISER T/G - 60" P3) 48" - MH RISER T/G - 72" P2) 48" - MH RISER T/G - 72" P1) 48" - MH BASE T/n - 36" 1) JOINT WRAP - 0.065"x6"x50' CONSEAL CS212 1) JOINT WRAP PRIMER - CONSEAL CS-75 (1 gal.) 1) CASTING - HOE MC-680 F/C Plain 5) 48" - Conseal CS-102 1.00" 2) Z-Lok - C107-6 20) MH Step ML-10-TDS-NCR - 10"	0 lb 1413 lb 1677 lb 4192 lb 5030 lb 4947 lb 3845 lb 0 lb 0 lb 0 lb 659 lb 0 lb 2 lb 0 lb ----- Structure Total: 21764 lb	Structure Notes: 1. PER ASTM C478 SPECIFICATIONS. 2. CONCRETE = 4,000 PSI AT 28 DAYS. 3. NO INVERT CHANNEL. 4. CASTING BY ICAST (HOE MC-680 F/C PLAIN). REINFORCING PER ASTM A615 (GRADE 60). - TOP SLAB (As .62) #5 BARS AT 6" C.C.E.W. - RISER/WALLS (As .12) - FLOOR (As .31) #5 BARS AT 12" C.C.E.W.
---	--	---

Rim: 232.65' Rim to Invert: 19.72' Slack: 2.64" Sump: 48" Step Position: 180°

Position	Elev	Angle	Ext. (cw)	Pipe	Pipe OD	Connector	Hole	Horz Size	Up (L)	Offset
Invert 1										
Invert 2										
Invert 3										
Invert 4										
Invert 5										
Invert 6										
Invert 7										
Invert 8										

RIGHT-SIDE UP VIEW (int. dimensions)



Coating (Int): Coating (Ext):	Seam Up: Tongue Seam Dn: Groove	Wall Thickness: 5" Floor Height: 0"	Height (Int): 72" Height (Ext): 72"	Weight (Net): 5030 lb Volume (Net): 1.28cu.yd
----------------------------------	------------------------------------	--	--	--