

Job Name: 26-1720 ADS St. Jude PG4
 Job Location: Memphis, TN
 Contractor: ADS Advanced Drainage Systems, Inc.

Plant: Beaver Dam
 4/16/2026 9:26:00 AM

Tech: S. Felletter
 PC: C. Goff



Structure ID: Storage MH

P2 MH048RS72

MH RISER T/G

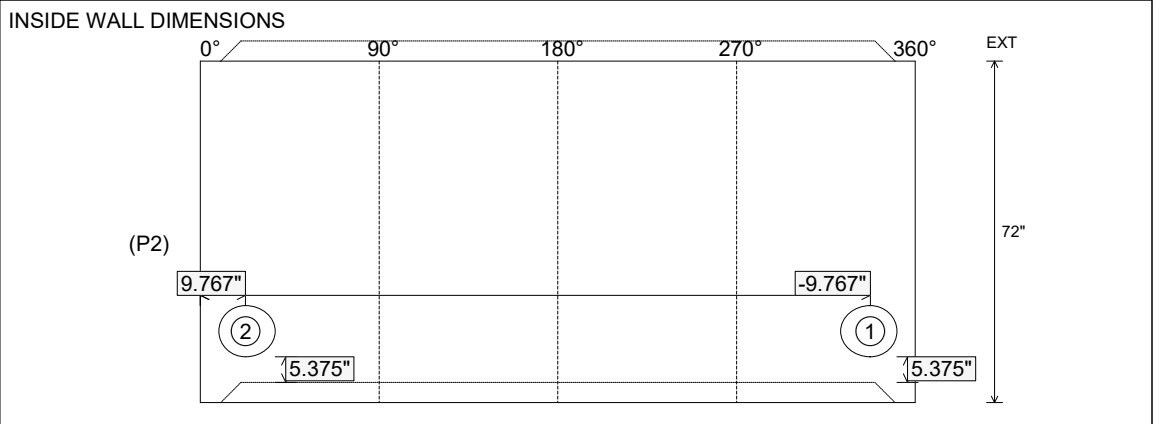
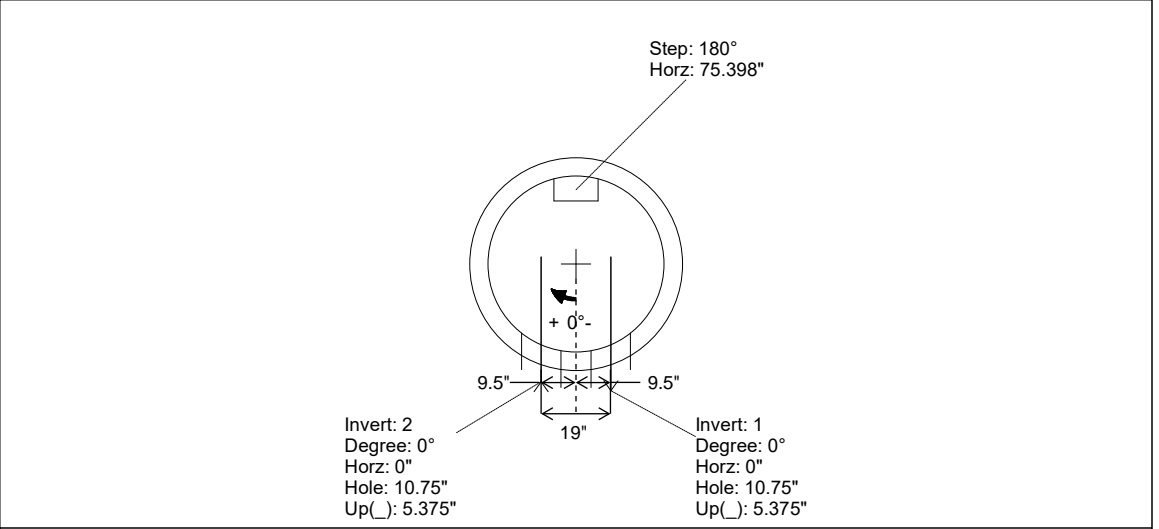
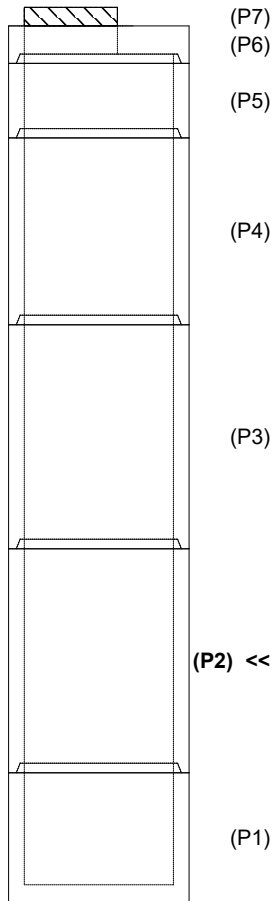
P7) 30" - CASTING HEIGHT - 6"	0 lb
P6) 48" - MH FLAT LID w/30in ECC Hole F/G - 12"	1413 lb
P5) 48" - MH RISER T/G - 24"	1677 lb
P4) 48" - MH RISER T/G - 60"	4192 lb
P3) 48" - MH RISER T/G - 72"	5030 lb
P2) 48" - MH RISER T/G - 72"	4947 lb
P1) 48" - MH BASE T/n - 36"	3845 lb
1) JOINT WRAP - 0.065"x6"x50' CONSEAL CS212	0 lb
1) JOINT WRAP PRIMER - CONSEAL CS-75 (1 gal.)	0 lb
1) CASTING - HOE MC-680 F/C Plain	659 lb
5) 48" - Conseal CS-102 1.00"	0 lb
2) Z-Lok - C107-6	2 lb
20) MH Step ML-10-TDS-NCR - 10"	0 lb
Structure Total:	21764 lb

Structure Notes:
 1. PER ASTM C478 SPECIFICATIONS.
 2. CONCRETE = 4,000 PSI AT 28 DAYS.
 3. NO INVERT CHANNEL.
 4. CASTING BY ICAST (HOE MC-680 F/C PLAIN).
 REINFORCING PER ASTM A615 (GRADE 60).
 - TOP SLAB (As .62) #5 BARS AT 6" C.C.E.W.
 - RISER/WALLS (As .12)
 - FLOOR (As .31) #5 BARS AT 12" C.C.E.W.

Rim: 232.65' Rim to Invert: 19.72' Slack: 2.64" Sump: 48" Step Position: 180°

Position	Elev	Angle	Ext. (cw)	Pipe	Pipe OD	Connector	Hole	Horz Size	Up ()	Offset
Invert 1	212.93'	0°	-9.679"	6" PVC SDR35	6.25"	Z-Lok C107-6	10.75"	11.898"	5.375"	-9.5"
Invert 2	212.93'	0°	9.679"	6" PVC SDR35	6.25"	Z-Lok C107-6	10.75"	11.898"	5.375"	9.5"
Invert 3										
Invert 4										
Invert 5										
Invert 6										
Invert 7										
Invert 8										

RIGHT-SIDE UP VIEW (int. dimensions)



Coating (Int): Coating (Ext):	Seam Up: Tongue Seam Dn: Groove	Wall Thickness: 5" Floor Height: 0"	Height (Int): 72" Height (Ext): 72"	Weight (Net): 4947 lb Volume (Net): 1.26cu.yd
----------------------------------	------------------------------------	--	--	--