

Job Name: 26-1690 ADS Newton Pike Hampton Inn  
 Job Location: Lexington, KY  
 Contractor: ADS Advanced Drainage Systems, Inc.

Plant: Beaver Dam

Tech: S. Felletter

4/2/2026 1:33:25 PM

PC: C. Goff



**Structure ID: 2**

**P2 MH096RS90**

**MH RISER**

- P6) 24" - CASTING HEIGHT - 7"
- P5) 24" - GRADE RING - 4"
- P4) 96" - MH FLAT TOP w/ 24" Conc. Hole - 17"
- P3) 96" - MH RISER - 96"
- P2) 96" - MH RISER - 90"
- P1) 96" - MH BASE - 24"
- 1) ASSEMBLY REQUIRED - BRACKETS ONLY
- 1) SECONDARY POUR - Floor
- 1) CASTING - HOE MC-375 F/C Storm
- 3) 96" - Conseal CS-102 1.00"
- 2) Hole - 32

- Structure Notes:**
1. PER ASTM C478 SPECIFICATIONS.
  2. CONCRETE = 4,000 PSI AT 28 DAYS.
  3. CASTING BY ICCAST (MC-375 F/C "STORM").
  4. ASSEMBLY REQUIRED - BRACKETS ONLY.
- REINFORCING PER ASTM A615 (GRADE 60).
- TOP SLAB (As .62) #5 BARS AT 6" C.C.E.W.
  - RISER/WALLS (As .24).
  - FLOOR (As .62) #5 BARS AT 8" C.C.E.W.

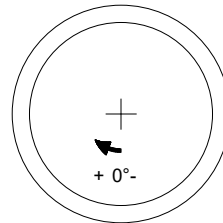
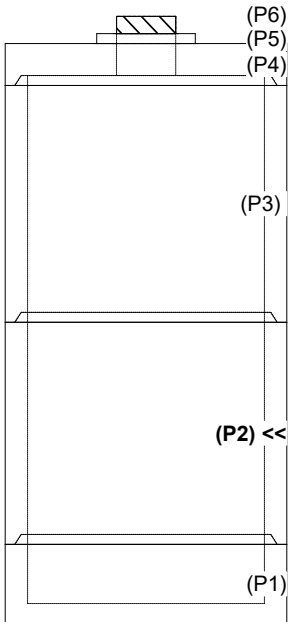
0 lb  
 270 lb  
 10473 lb  
 22680 lb  
 22421 lb  
 12831 lb  
 0 lb  
 0 lb  
 271 lb  
 0 lb  
 0 lb

Structure Total: 68945 lb

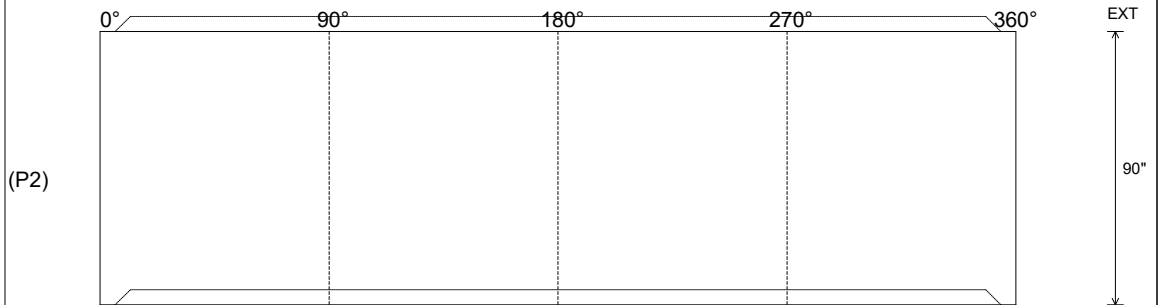
Rim: 926.62' Rim to Invert: 8.71' Slack: 0.56" Sump: 134.04" Step Position:

Position	Elev	Angle	Ext. (cw)	Pipe	Pipe OD	Connector	Hole	Horz Size	Up (L)	Offset
Invert 1										
Invert 2										
Invert 3										
Invert 4										
Invert 5										
Invert 6										
Invert 7										
Invert 8										

**RIGHT-SIDE UP VIEW (int. dimensions)**



**INSIDE WALL DIMENSIONS**



Coating (Int): Coating (Ext):	Seam Up: Tongue Seam Dn: Groove	Wall Thickness: 9" Floor Height: 0"	Height (Int): 90" Height (Ext): 90"	Weight (Net): 22421 lb Volume (Net): 5.73cu.yd
----------------------------------	------------------------------------	--	--	---