

Job Name: 26-1648 837557 71 Trade Center
 Job Location: La Grange, KY
 Contractor: Contech Engineering Solutions

Plant: Beaver Dam
 3/20/2026 3:48:45 PM

Tech: S. Felletter
 PC: T. Sekula



Structure ID: 20-CS-8

P3 MH096RS84

MH RISER T/G

- P6) 24" - CASTING HEIGHT - 4"
- P5) 96" - MH FLAT TOP SPEC. (2 - 24"Ø HOLES) F/G - 17"
- P4) 96" - MH RISER T/G - 36"
- P3) 96" - MH RISER T/G - 84"
- P2) 96" - MH RISER T/G - 96"
- P1) 96" - MH MONOBASE 13F, Custom Ht T/n - 24"
- 1) CVSTENCILING
- 1) ASSEMBLY REQUIRED
- 4) 96" - Conseal CS-102 1.00"
- 2) Hole - 24

0 lb
 10015 lb
 8968 lb
 20926 lb
 23226 lb
 17113 lb
 0 lb
 0 lb
 0 lb
 0 lb

 Structure Total: 80248 lb

Structure Notes:
 4" CASTING BY OTHERS

 LIFTING ANCHORS TO BE INSTALLED ON THE OUTSIDE OF THE STRUCTURE

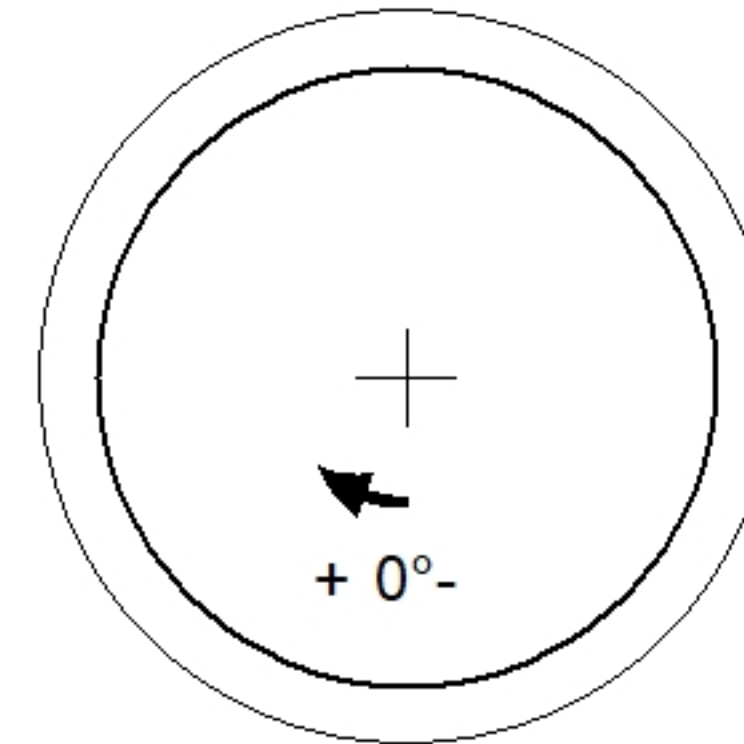
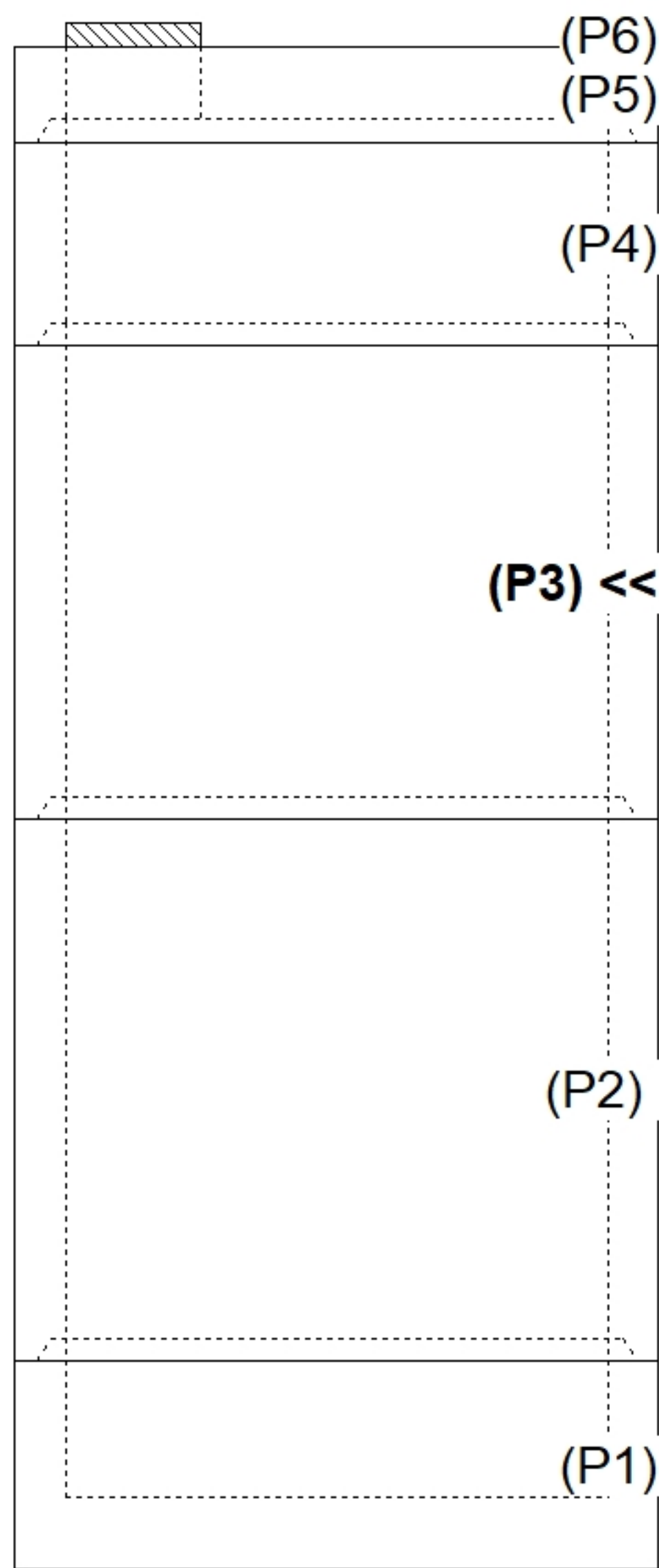
 ICAST TO INSTALL THE INTERNALS

 CONTECH'S LOGO AS WELL AS THE INLET AND OUTLET MUST BE STENCILED ONTO THE STRUCTURE

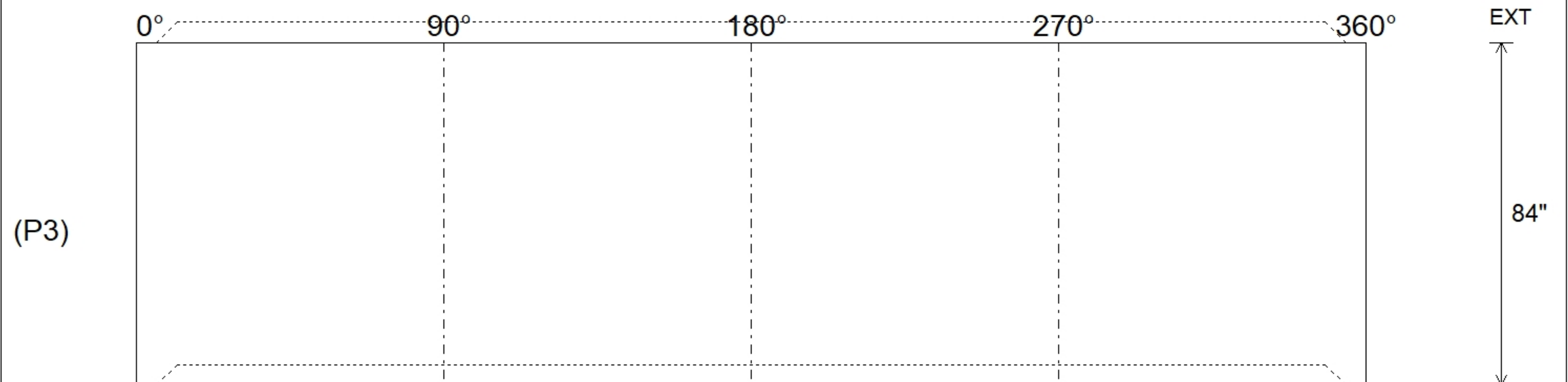
Rim: 747.5' Rim to Invert: 15.35' Slack: 5.244" Sump: 82.044" Step Position:

Position	Elev	Angle	Ext. (cw)	Pipe	Pipe OD	Connector	Hole	Horz Size	Up (L)	Offset
Invert 1										
Invert 2										
Invert 3										
Invert 4										
Invert 5										
Invert 6										
Invert 7										
Invert 8										

RIGHT-SIDE UP VIEW (int. dimensions)



INSIDE WALL DIMENSIONS



Coating (Int):
 Coating (Ext):

Seam Up: Tongue
 Seam Dn: Groove

Wall Thickness: 9"
 Floor Height: 0"

Height (Int): 84"
 Height (Ext): 84"

Weight (Net): 20926 lb
 Volume (Net): 5.34cu.yd