

Job Name: 26-1648 837557 71 Trade Center	Plant: Beaver Dam	Tech: S. Felletter	
Job Location: La Grange, KY Contractor: Contech Engineering Solutions	3/20/2026 3:48:47 PM	PC: T. Sekula	

Structure ID: 10-CS-8

P3 MH096RS96

MH RISER T/G

P5) 24" - CASTING HEIGHT - 4"	0 lb
P4) 96" - MH FLAT TOP SPEC. (2 - 24"Ø HOLES) F/G - 17"	10015 lb
P3) 96" - MH RISER T/G - 96"	23915 lb
P2) 96" - MH RISER T/G - 96"	23215 lb
P1) 96" - MH MONOBASE 13F, Custom Ht T/n - 24"	17113 lb
1) CVSTENCILING	0 lb
1) ASSEMBLY REQUIRED	0 lb
3) 96" - Conseal CS-102 1.00"	0 lb
2) Hole - 24"	0 lb
Structure Total:	74259 lb

Structure Notes:
 4" CASTING BY OTHERS

 LIFTING ANCHORS TO BE INSTALLED ON THE OUTSIDE OF THE STRUCTURE

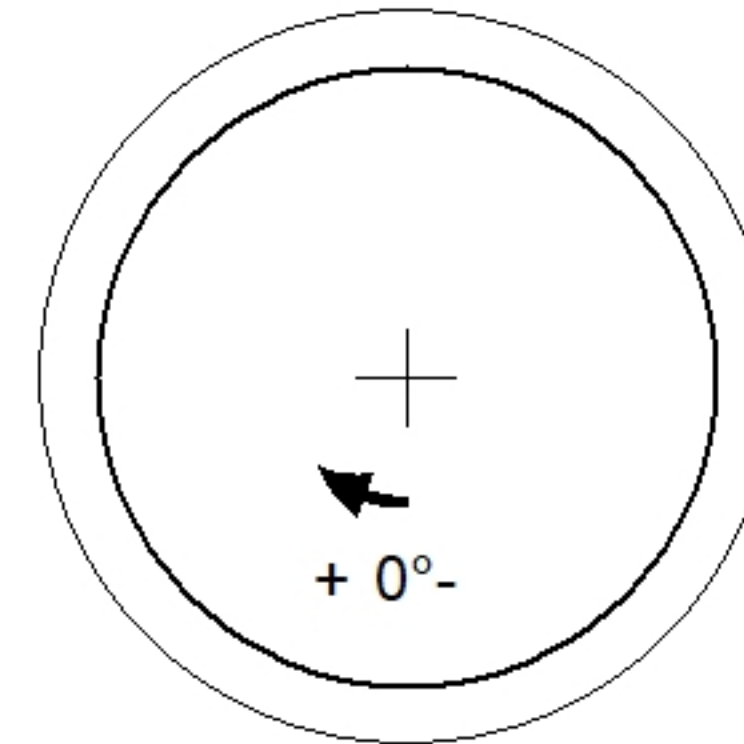
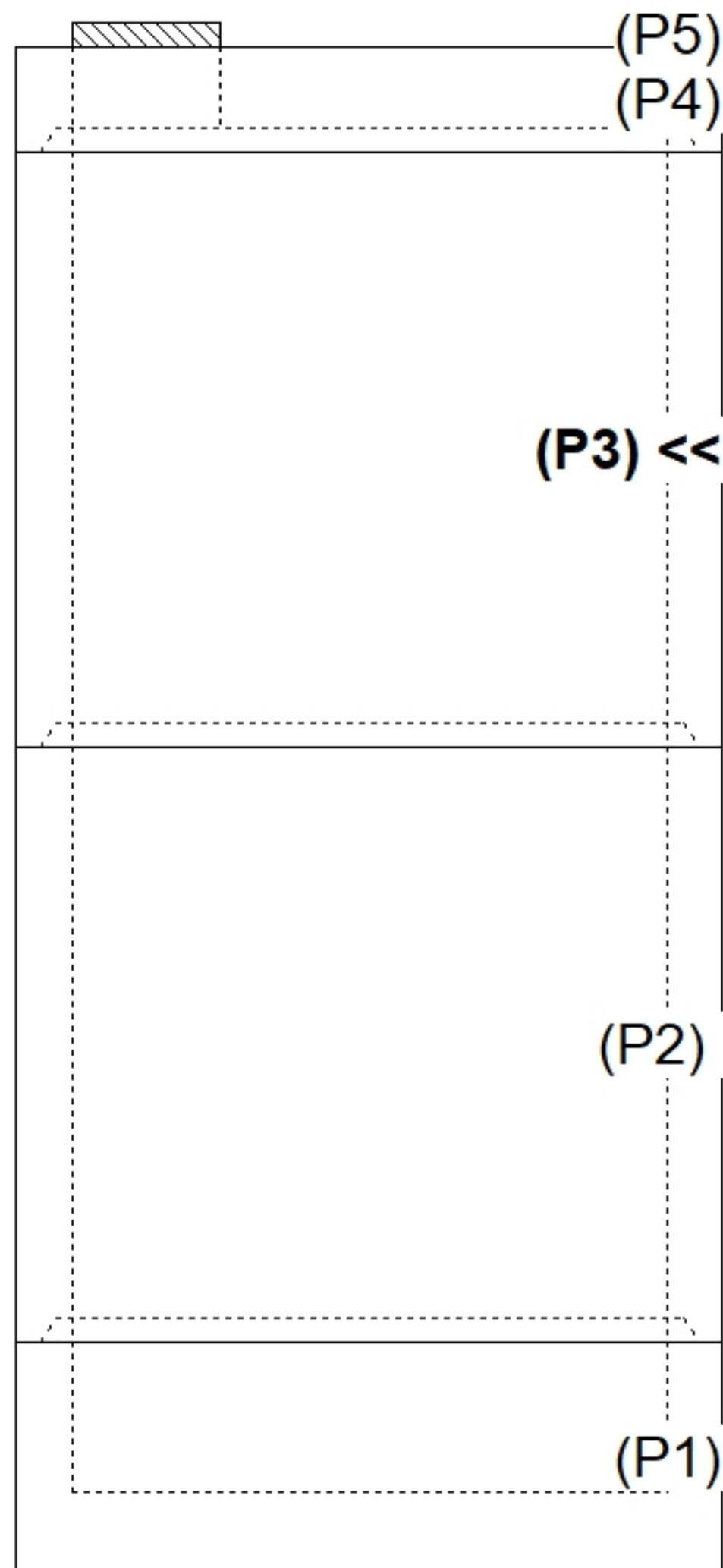
 ICAST TO INSTALL THE INTERNALS

 CONTECH'S LOGO AS WELL AS THE INLET AND OUTLET MUST BE STENCILED ONTO THE STRUCTURE

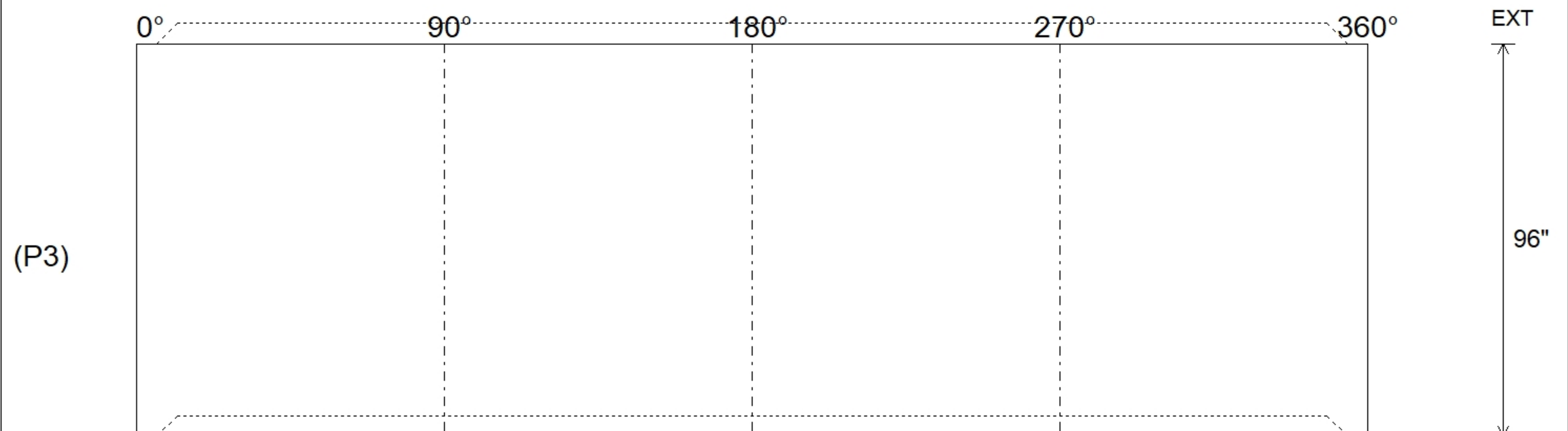
Rim: 727.65' Rim to Invert: 13.8' Slack: 10.644" Sump: 82.044" Step Position:

Position	Elev	Angle	Ext. (cw)	Pipe	Pipe OD	Connector	Hole	Horz Size	Up (L)	Offset
Invert 1										
Invert 2										
Invert 3										
Invert 4										
Invert 5										
Invert 6										
Invert 7										
Invert 8										

RIGHT-SIDE UP VIEW (int. dimensions)



INSIDE WALL DIMENSIONS



Coating (Int):	Seam Up: Tongue	Wall Thickness: 9"	Height (Int): 96"	Weight (Net): 23915 lb
Coating (Ext):	Seam Dn: Groove	Floor Height: 0"	Height (Ext): 96"	Volume (Net): 6.11cu.yd