

Job Name: 26-1648 837557 71 Trade Center  
 Job Location: La Grange, KY  
 Contractor: Contech Engineering Solutions

Plant: Beaver Dam  
 3/19/2026 2:03:10 PM

Tech: S. Felletter  
 PC: T. Sekula



**Structure ID: 10-CS-8**

**P2 MH096RS96**

**MH RISER T/G**

- P5) 24" - CASTING HEIGHT - 4"
- P4) 96" - MH FLAT TOP SPEC. (2 - 24"Ø HOLES) F/G - 17"
- P3) 96" - MH RISER T/G - 96"
- P2) 96" - MH RISER T/G - 96"
- P1) 96" - MH MONOBASE 13F, Custom Ht T/n - 24"
- 1) CVSTENCILING
- 1) ASSEMBLY REQUIRED
- 3) 96" - Conseal CS-102 1.00"
- 2) Hole - 24

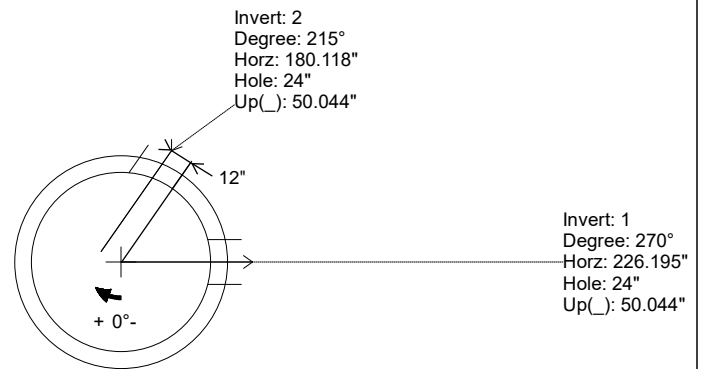
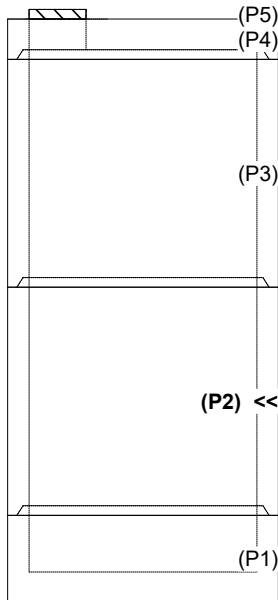
0 lb  
 10015 lb  
 23915 lb  
 23215 lb  
 17113 lb  
 0 lb  
 0 lb  
 0 lb  
 0 lb  
 0 lb  
 Structure Total: 74259 lb

**Structure Notes:**  
 4" CASTING BY OTHERS  
 LIFTING ANCHORS TO BE INSTALLED ON THE OUTSIDE OF THE STRUCTURE  
 ICAST TO INSTALL THE INTERNALS  
 CONTECH'S LOGO AS WELL AS THE INLET AND OUTLET MUST BE STENCILED ONTO THE STRUCTURE

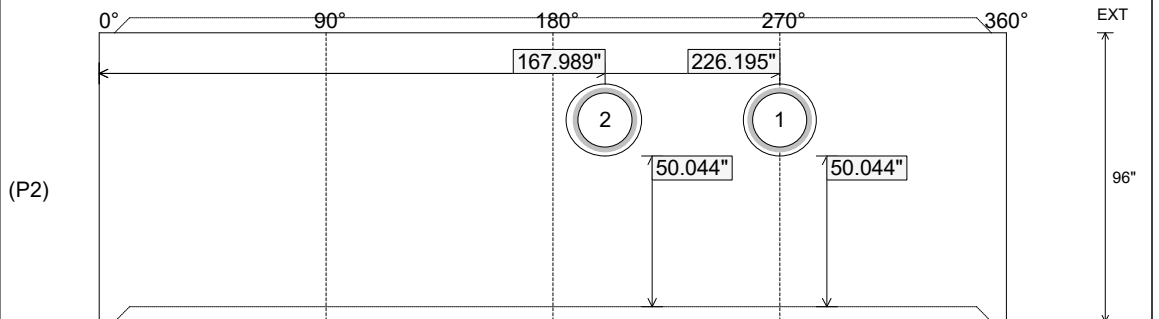
Rim: 727.65' Rim to Invert: 13.8' Slack: 10.644" Sump: 82.044" Step Position:

Position	Elev	Angle	Ext. (cw)	Pipe	Pipe OD	Connector	Hole	Horz Size	Up ( )	Offset
Invert 1	713.85'	270°	268.606"	18" HDPE	21.2"	Hole 24	24"	24.257"	50.044"	0"
Invert 2	713.85'	215°	201.8"	18" HDPE	21.2"	Hole 24	24"	25.133"	50.044"	-12"
Invert 3										
Invert 4										
Invert 5										
Invert 6										
Invert 7										
Invert 8										

**RIGHT-SIDE UP VIEW (int. dimensions)**



**INSIDE WALL DIMENSIONS**



Coating (Int):  
 Coating (Ext):

Seam Up: Tongue  
 Seam Dn: Groove

Wall Thickness: 9"  
 Floor Height: 0"

Height (Int): 96"  
 Height (Ext): 96"

Weight (Net): 23215 lb  
 Volume (Net): 5.93cu.yd