

Job Name: 26-1644 - BGMU Miox Feed Lines
 Job Location: Bowling Green, KY
 Contractor: Scott & Ritter, Inc.

Plant: 100
 3/26/2026 1:35:42 PM

Tech: Jared - F
 PC: C. Goff



Structure ID: JB-8-4 ST-JB

P2 MH060RSVF

MH RISER Custom Ht F/F

- P3) 60" - MH FLAT TOP w/ 36" CASTING CAST IN F/F - 12"
- P2) 60" - MH RISER Custom Ht F/F - 65"
- P1) 60" - P.I.P. BY OTHERS - BTM SLAB F/n - 0"
- 1) CASTING - PAMREX 36" F/C
- 2) 60" - Conseal CS-102 1.00"
- 1) 36" - Conseal CS-102 1.00"
- 2) SQ. Hole n/n - 14"x45"

3331 lb
 6146 lb
 0 lb
 393 lb
 0 lb
 0 lb
 0 lb

 9870 lb

Structure Notes:
 1. PER ASTM C478 SPECIFICATIONS.
 2. CONCRETE = 4,000 PSI AT 28 DAYS.
 3. NO STEPS AND NO INVERT CHANNEL.
 4. CASTING BY ICAST (PAMREX 36" F/C)

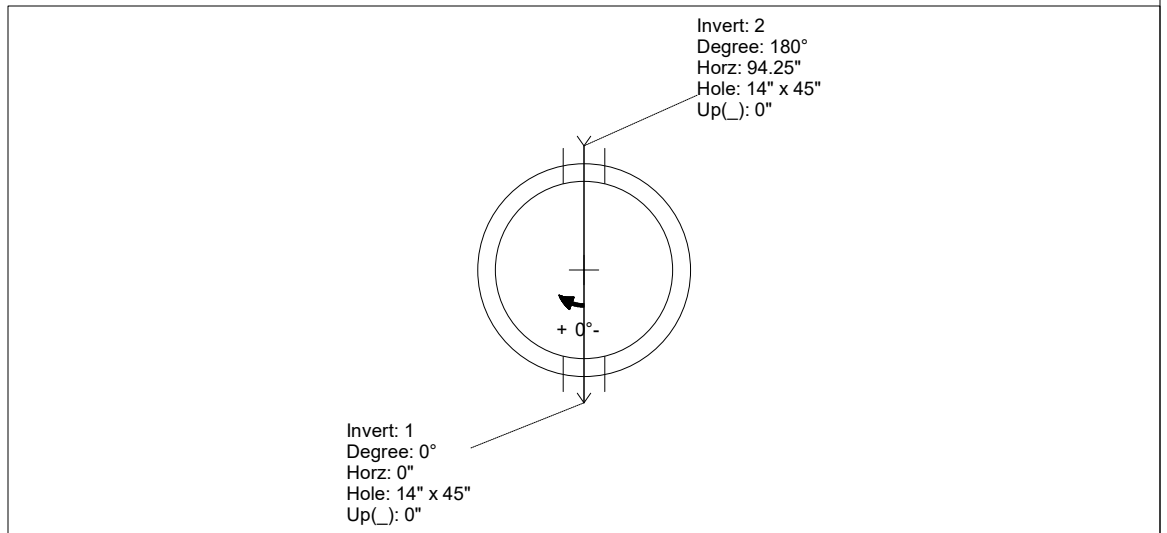
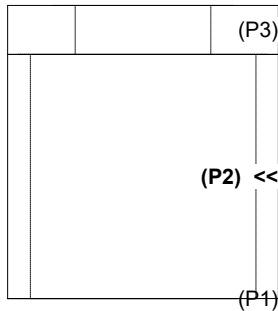
REINFORCING PER ASTM A615 (GRADE 60).
 - TOP SLAB (As .62) #5 BARS AT 6" C.C.E.W.
 - RISER (As .18)

Structure Total: 9870 lb

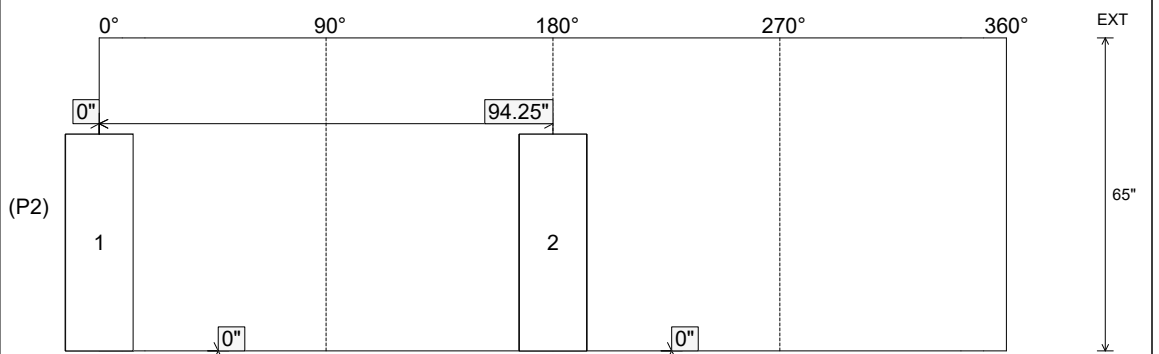
Rim: 479.53' Rim to Invert: 6.5' Slack: 0" Sump: 0" Step Position:

Position	Elev	Angle	Ext. (cw)	Pipe	Pipe OD	Connector	Hole	Horz Size	Up (↓)	Offset
Invert 1	473.03'	0°	0"	14" x 45" SQ. Hole	14" x 45"	SQ. Hole 14"x45"	14" x 45"	14.13"	0"	0"
Invert 2	473.03'	180°	113.125"	14" x 45" SQ. Hole	14" x 45"	SQ. Hole 14"x45"	14" x 45"	14.13"	0"	0"
Invert 3										
Invert 4										
Invert 5										
Invert 6										
Invert 7										
Invert 8										

RIGHT-SIDE UP VIEW (int. dimensions)



INSIDE WALL DIMENSIONS



Coating (Int): Coating (Ext):	Seam Up: Flat Seam Dn: Flat	Wall Thickness: 6" Floor Height: 0"	Height (Int): 65" Height (Ext): 65"	Weight (Net): 6146 lb Volume (Net): 1.57cu.yd
----------------------------------	--------------------------------	--	--	--