

Job Name: 26-1644 - BGMU Miox Feed Lines
 Job Location: Bowling Green, KY
 Contractor: Scott & Ritter, Inc.

Plant: 100
 3/26/2026 1:35:41 PM

Tech: Jared - F
 PC: C. Goff



Structure ID: JB-3-3 ST-JB

P2 MH072RS66

MH RISER F/F

- P3) 72" - MH FLAT TOP w/ 36" CASTING CAST IN F/F - 12"
- P2) 72" - MH RISER F/F - 66"
- P1) 72" - P.I.P. BY OTHERS - BTM SLAB F/n - 0"
- 1) CASTING - PAMREX 36" F/C
- 2) 72" - Conseal CS-102 1.00"
- 1) 36" - Conseal CS-102 1.00"
- 2) SQ. Hole n/n - 48"x28.75"

4824 lb
 7874 lb
 0 lb
 393 lb
 0 lb
 0 lb
 0 lb

Structure Notes:

1. PER ASTM C478 SPECIFICATIONS.
2. CONCRETE = 4,000 PSI AT 28 DAYS.
3. NO STEPS AND NO INVERT CHANNEL.
4. CASTING BY ICAST (PAMREX 36" F/C)

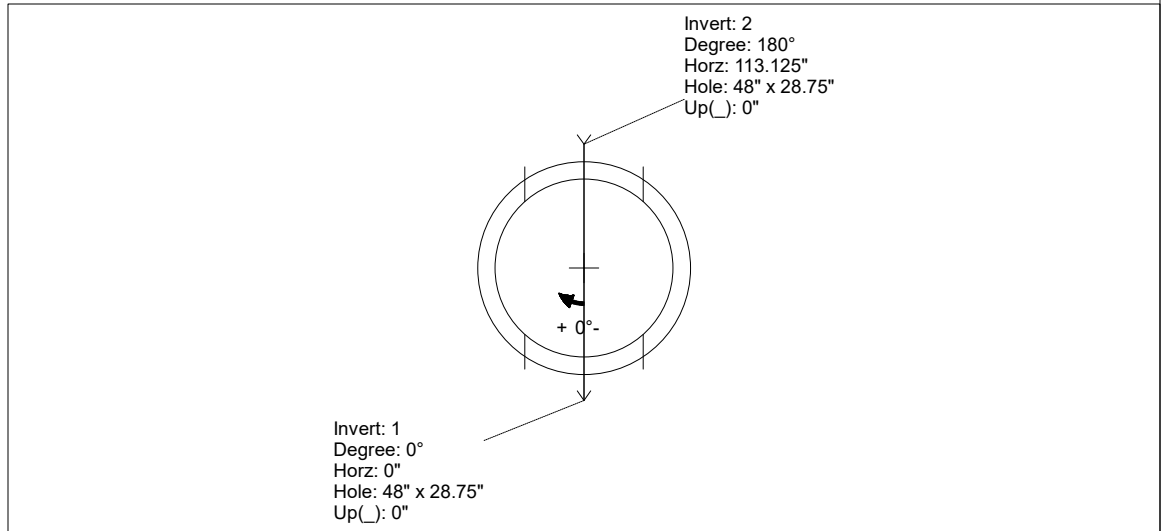
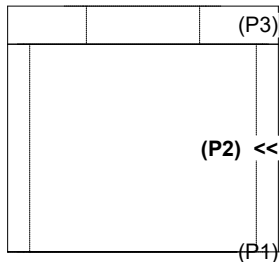
Structure Total: 13091 lb

REINFORCING PER ASTM A615 (GRADE 60).
 - TOP SLAB (As .62) #5 BARS AT 6" C.C.E.W.
 - RISER (As .18)

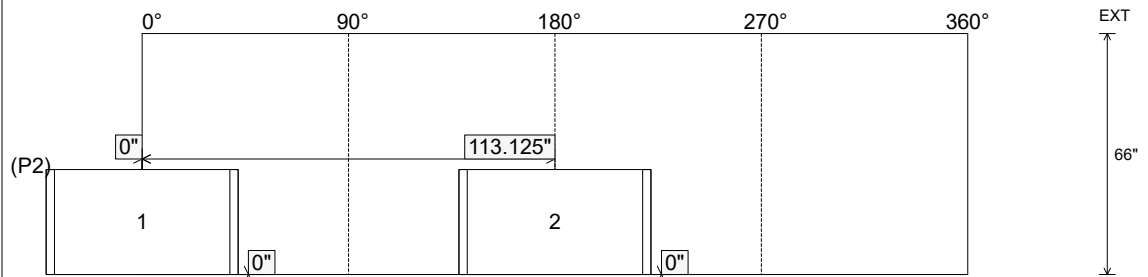
Rim: 477.1' Rim to Invert: 6.5' Slack: 0' Sump: 0' Step Position:

Position	Elev	Angle	Ext. (cw)	Pipe	Pipe OD	Connector	Hole	Horz Size	Up ()	Offset
Invert 1	470.6'	0°	0"	48" x 28.75" SQ. Hole	48" x 28.75"	SQ. Hole 48"x28.75"	48" x 28.75"	52.54"	0"	0"
Invert 2	470.6'	180°	135.125"	48" x 28.75" SQ. Hole	48" x 28.75"	SQ. Hole 48"x28.75"	48" x 28.75"	52.54"	0"	0"
Invert 3										
Invert 4										
Invert 5										
Invert 6										
Invert 7										
Invert 8										

RIGHT-SIDE UP VIEW (int. dimensions)



INSIDE WALL DIMENSIONS



Coating (Int):
 Coating (Ext):

Seam Up: Flat
 Seam Dn: Flat

Wall Thickness: 7"
 Floor Height: 0"

Height (Int): 66"
 Height (Ext): 66"

Weight (Net): 7874 lb
 Volume (Net): 2.01cu.yd