

Job Name: 26-1643 - Jackson Utility Relocation
 Job Location: Jackson, KY
 Contractor: Triton Construction, Inc.

Plant: 100

3/31/2026 7:25:14 AM

Tech: J. Horsley

PC: E. Bradley



Structure ID: N421-2 SS-MH

P3 MH048RS48CDARED

MH RISER w/ConBlock-CDA Red T/G

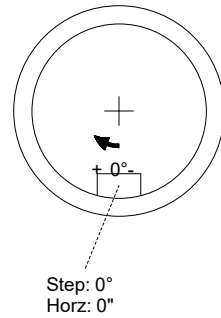
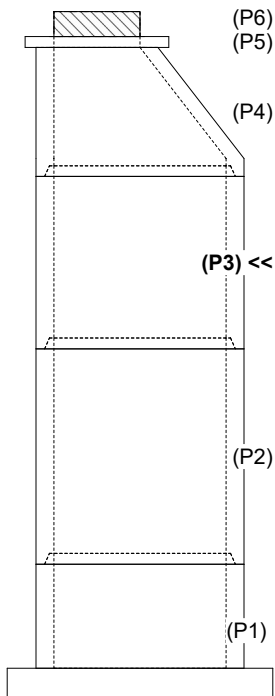
P6) 24" - CASTING HEIGHT - 7"	0 lb
P5) 24" - GRADE RING w/ConBlock-CDA Red F/F - 3"	202 lb
P4) 48" - ECC CONE w/ 24" HOLE, w/ConBlock-CDA Red F/G - 36"	2251 lb
P3) 48" - MH RISER w/ConBlock-CDA Red T/G - 48"	3353 lb
P2) 48" - MH RISER w/ConBlock-CDA Red T/G - 60"	4192 lb
P1) 48" - MH BASE w/FLANGE (08F/08EF) w/ConBlock-CDA Red T/n - 29"	4742 lb
1) 48" - MH INVERT CHANNEL w/ConBlock-CDA Red - FULL HEIGHT	1440 lb
1) JOINT WRAP - 0.065"x6"x50" CONSEAL CS212	0 lb
1) JOINT WRAP PRIMER - CONSEAL CS-75 (1 gal.)	0 lb
1) ADMIXTURE CONBLOCK CDA RED	0 lb
1) CASTING - HOE MC-350 F/C Sanitary	305 lb
3) 48" - Con Seal CS-102 1.00" (Double)	0 lb
2) PSX - 16L NYLO	16 lb
14) MH Step ML-10-TDS-NCR - 10"	0 lb
Structure Total:	16501 lb

Structure Notes:
 1. PER ASTM C-478 SPECIFICATIONS
 2. CONCRETE: 4,000 PSI AT 28 DAYS
 3. REINFORCEMENT: PER ASTM A615
 4. CONBLOCK CDA RED ADMIXTURE REQUIRED
 5. STEPS AT 0 DEGREES
 6. HOE MC-350 FRAME & COVER "SANITARY" SUPPLIED BY ICAST

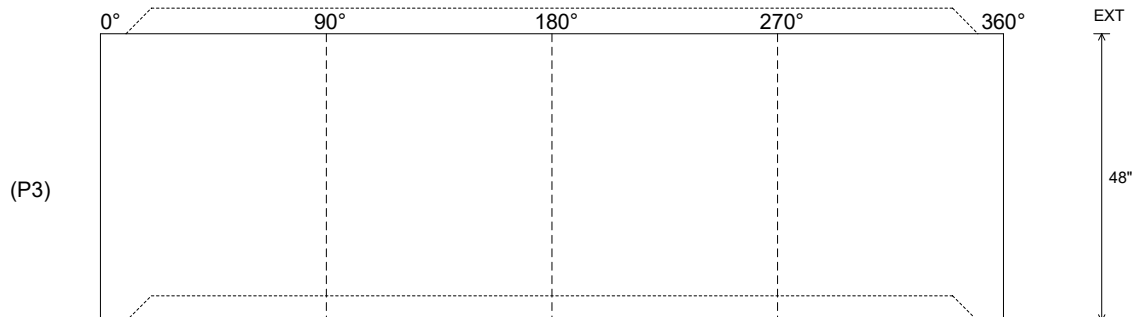
Rim: 724.12' Rim to Invert: 15.12' Slack: 0.44" Sump: 2" Step Position: 0°

Position	Elev	Angle	Ext. (cw)	Pipe	Pipe OD	Connector	Hole	Horz Size	Up ()	Offset
Invert 1										
Invert 2										
Invert 3										
Invert 4										
Invert 5										
Invert 6										
Invert 7										
Invert 8										

RIGHT-SIDE UP VIEW (int. dimensions)



INSIDE WALL DIMENSIONS



Coating (Int):
 Coating (Ext):

Seam Up: Tongue
 Seam Dn: Groove

Wall Thickness: 5"
 Floor Height: 0"

Height (Int): 48"
 Height (Ext): 48"

Weight (Net): 3353 lb
 Volume (Net): 0.86cu.yd