

Job Name: 26-1642 ADS Brightleaf & Narrows Rd.
 Job Location: Erlanger, KY
 Contractor: ADS Advanced Drainage Systems, Inc.

Plant: Beaver Dam

Tech: S. Felletter

4/2/2026 12:36:10 PM

PC: C. Goff



Structure ID: 2

P1 MH036BA18

MH BASE

- P5) 24" - CASTING HEIGHT - 7"
- P4) 36" - MH FLAT TOP w/ 24" Ctr. Hole - 10"
- P3) 36" - MH RISER - 12"
- P2) 36" - MH RISER Custom Ht - 70"
- P1) 36" - MH BASE - 18"
- 1) ASSEMBLY REQUIRED
- 1) CASTING - HOE MC-375 F/C Storm
- 3) 36" - Conseal CS-102 1.00" (Double)
- 2) Hole - 20

0 lb
896 lb
506 lb
2731 lb
1525 lb
0 lb
271 lb
0 lb
0 lb

5929 lb

Structure Notes:
 1. PER ASTM C478 SPECIFICATIONS.
 2. CONCRETE = 4,000 PSI AT 28 DAYS.
 3. CASTING BY ICAST (HOE MC-375 F/C "STORM").

REINFORCING PER ASTM A615 (GRADE 60).
 - TOP SLAB (As .62) #5 BARS AT 6" C.C.E.W..
 - RISER/WALLS (As .12)
 - FLOOR (As .31) #5 BARS AT 12" C.C.E.W.

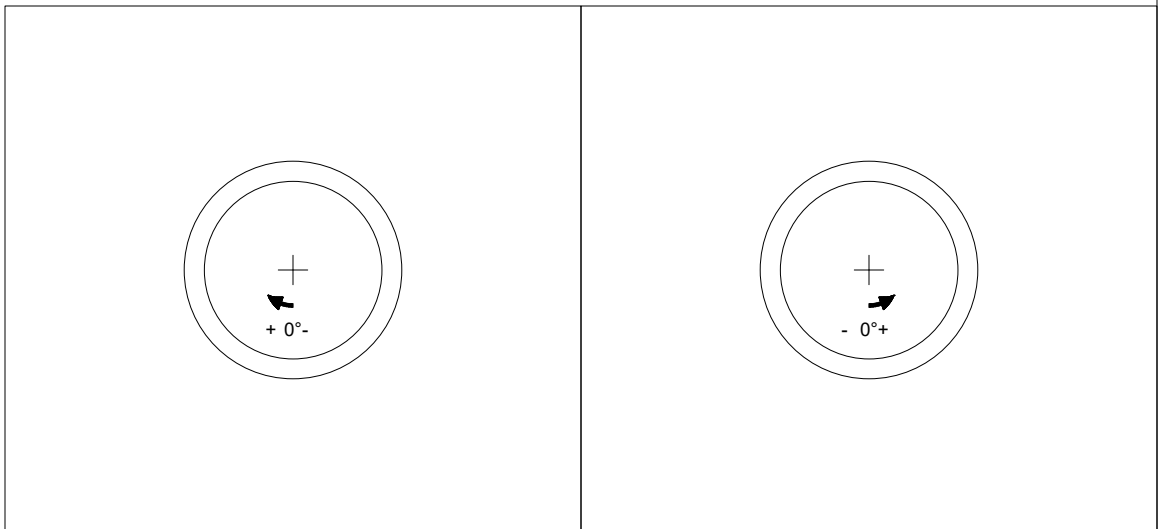
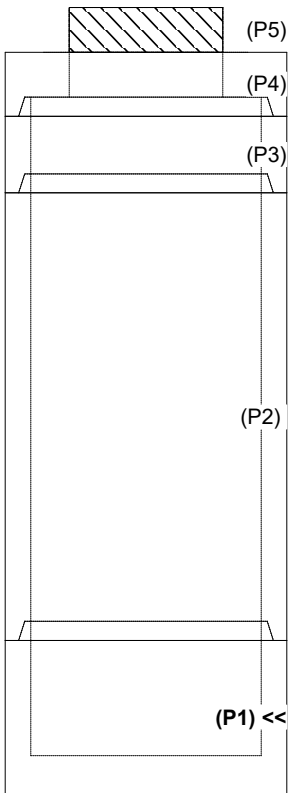
Structure Total:

Rim: 861.74' Rim to Invert: 5.22' Slack: 0.6" Sump: 54.96" Step Position:

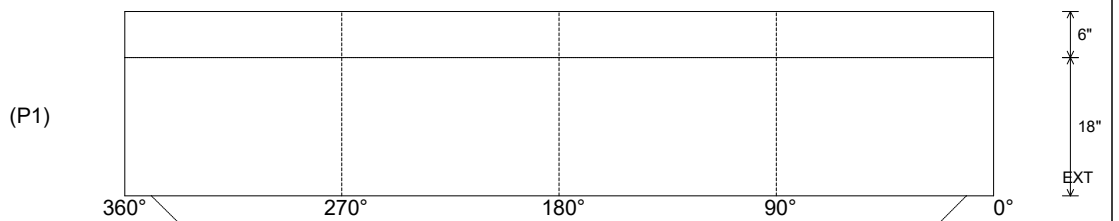
Position	Elev	Angle	Ext. (cw)	Pipe	Pipe OD	Connector	Hole	Horz Size	Up (L)	Offset
Invert 1										
Invert 2										
Invert 3										
Invert 4										
Invert 5										
Invert 6										
Invert 7										
Invert 8										

RIGHT-SIDE UP VIEW (int. dimensions)

UPSIDE-DOWN VIEW (int. dimensions)



INSIDE WALL DIMENSIONS



Coating (Int):
Coating (Ext):

Seam Up: Tongue
Seam Dn: n/a

Wall Thickness: 4"
Floor Height: 6"

Height (Int): 18"
Height (Ext): 24"

Weight (Net): 1525 lb
Volume (Net): 0.39cu.yd