

Job Name: 26-1523 - Henderson Vet Clinic
Job Location: Henderson, KY
Contractor: Smiley Excavating

PC: T. Lewis
 TECH: J. Horsley
 Plant: 100



Structure ID: **AD 302**
 Spec: Storm
 Type: BX 6inW, 6inF
 Size: 36" x 36"

Rim: 369.05'
 Invert: 366.8'
 Rim to Invert: 2.25'

Sump: 6"
 Floor (Top): 366.3'
 Floor Height: 6"

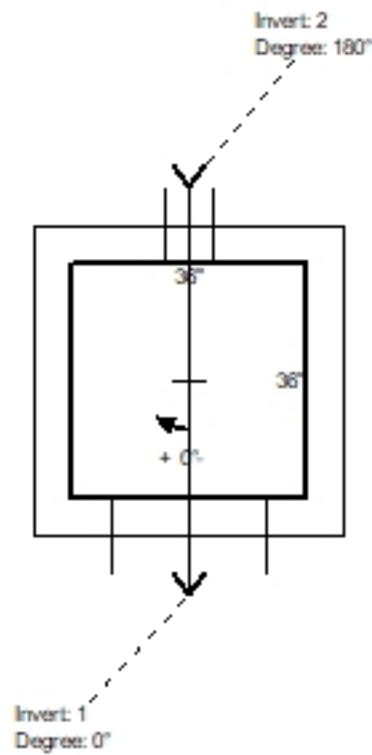
Floor (Bot): 365.8'
 Overall Height: 3.25'
 Slack: 0"

Structure Notes:
 1. PER ASTM C913 SPECIFICATIONS.
 2. CONCRETE = 4,500 PSI AT 28 DAYS.
 3. LFG-3636-P PLAIN FLAT INLET GRATE - BY ICAST

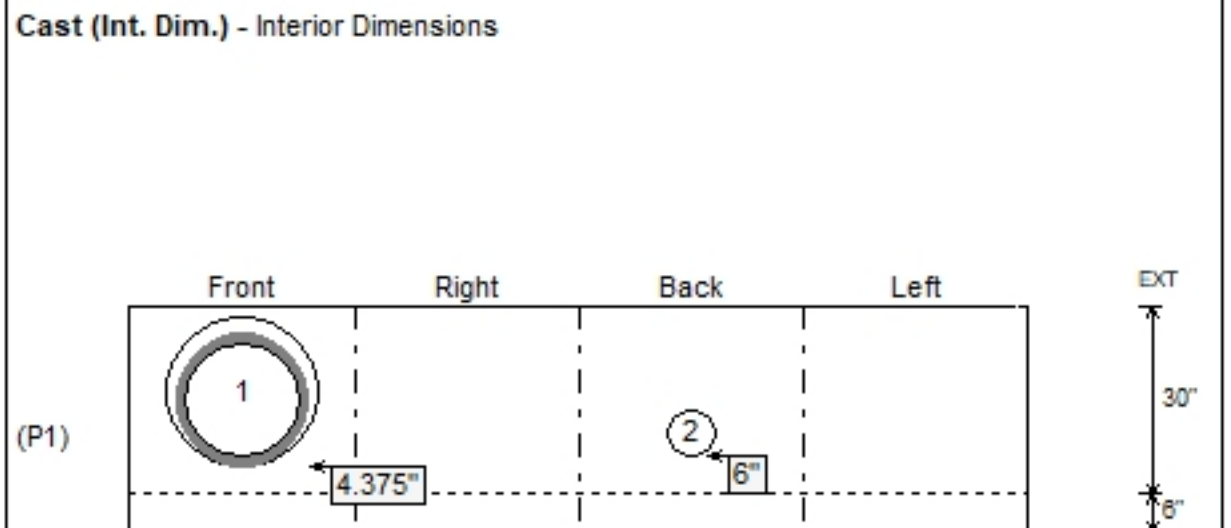
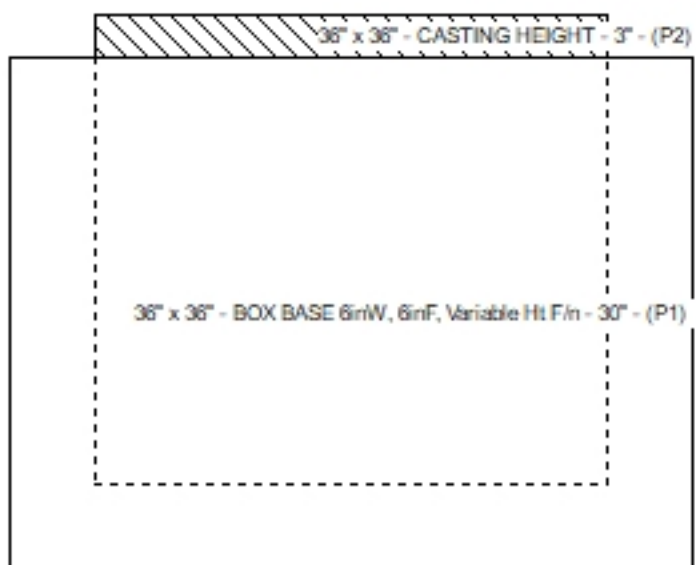
REINFORCING PER ASTM A615 (GRADE 60).

STRUCTURE SUMMARY:

| | |
|--|----------------|
| P2) 36" x 36" - CASTING HEIGHT - 3" | 0 lb |
| P1) 36" x 36" - BOX BASE 6inW, 6inF, Variable Ht F/n - 30" | 3447 lb |
| 1) CASTING - TRASHRACKS LFG-3636-P Flat Inlet Grate | 230 lb |
| 1) 36" x 36" - Conseal CS-102 1.00" | 0 lb |
| 1) Hole - 24 | 0 lb |
| 1) Orifice - 7.5" | 0 lb |
| Structure Total: | 3677 lb |



| Position | Elev | Angle | Pipe | Pipe OD | Hole | Connector | Up () | Ref |
|----------|---------|-------|--------------|---------|------|--------------|--------|-----|
| Rim | 369.05' | | | | | | | |
| Reducer | | | | | | | | |
| Invert 1 | 366.8' | 0° | 18" HDPE | 21.2" | 24" | Hole 24 | 4.375" | P1 |
| Invert 2 | 366.8' | 180° | 7.5" Orifice | 7.5" | 7.5" | Orifice 7.5" | 6" | P1 |
| Invert 3 | | | | | | | | |
| Invert 4 | | | | | | | | |
| Invert 5 | | | | | | | | |
| Invert 6 | | | | | | | | |
| Invert 7 | | | | | | | | |
| Invert 8 | | | | | | | | |



Submittal Drawing
 3/30/2026 8:15:09 AM

SUBMITTAL
 APPROVED BY: