

Job Name: 26-1523 - Henderson Vet Clinic
 Job Location: Henderson, KY
 Contractor: Smiley Excavating

Plant: 100

3/30/2026 8:16:02 AM

Tech: J. Horsley

PC: T. Lewis



Structure ID: AD 202

P1 BX3030-06VH

BOX BASE 6inW, 6inF, Variable Ht F/n

- P2) 34" x 34" - RECESS/GRATE SEAT - 1"
- P1) 30" x 30" - BOX BASE 6inW, 6inF, Variable Ht F/n - 25"
- 1) 30" x 30" - Conseal CS-102 1.00"
- 1) Hole - 20"

0 lb
 2542 lb
 0 lb
 0 lb

 Structure Total: 2542 lb

- Structure Notes:**
1. PER ASTM C913 SPECIFICATIONS.
 2. CONCRETE = 4,000 PSI AT 28 DAYS.
 3. NO INVERT CHANNEL.
 4. CASTING BY ICAST (EJ 6610 GRATE)

REINFORCING PER ASTM A615 (GRADE 60).
 - WALLS (As .12) #5 BARS AT 12" C.C.E.W.
 - FLOOR (As .12) #5 BARS AT 12" C.C.E.W.

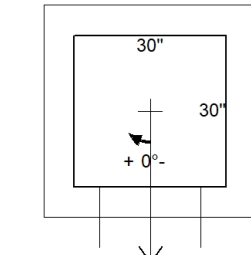
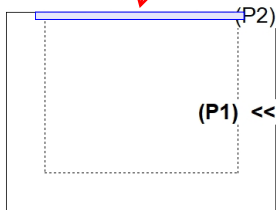
Rim: 370.5' Rim to Invert: 2.12' Slack: 0.44" Sump: 0" Step Position:

Position	Elev	Angle	Ext. (cw)	Pipe	Pipe OD	Connector	Hole	Horz Size	Up ()	Offset
Invert 1	368.38'	0°	21"	15" HDPE	17.6"	Hole 20	20"	20"	-1.25"	0"
Invert 2										
Invert 3										
Invert 4										
Invert 5										
Invert 6										
Invert 7										
Invert 8										

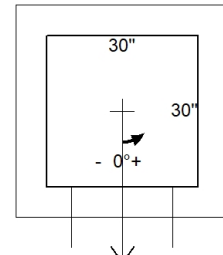
RIGHT-SIDE UP VIEW (int. dimensions)

UPSIDE-DOWN VIEW (int. dimensions)

**34.5"x34.5" x 1" DEEP RECESS
 IN TOP OF WALLS
 FOR EJ-6610 GRATE**

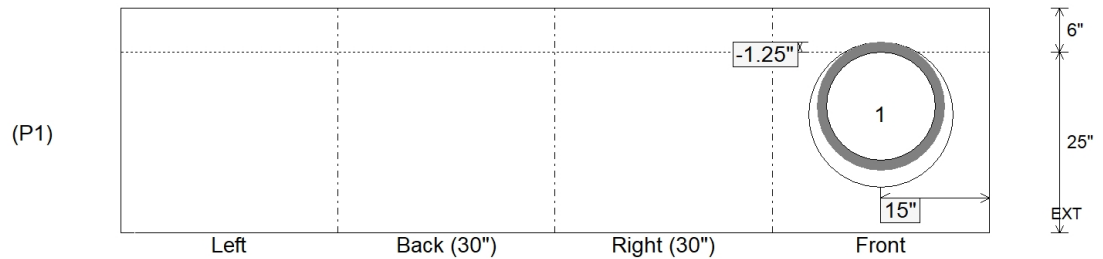


Invert: 1
 Degree: 0°
 Horz: 15"
 Hole: 20"
 Up(): -1.25"



Invert: 1
 Degree: 0°
 Horz: 15"
 Hole: 20"
 Up(): -1.25"

INSIDE WALL DIMENSIONS



Coating (Int):
 Coating (Ext):

Seam Up: Flat
 Seam Dn: n/a

Wall Thickness: 6"
 Floor Height: 6"

Height (Int): 25"
 Height (Ext): 31"

Weight (Net): 2542 lb
 Volume (Net): 0.65cu.yd