Job Name: 26-1466 - Lower Mill Creek HWDW Protection Job Location: Cincinnati, OH Contractor: Sunesis Construction	Plant: 100 8/7/2026 10:20:48 AM	Tech: Jared - F PC: E. Bradley	

Structure ID: 231-15 SS-MH

P3 MH048RS60 MH RISER T/G

P6) 24" - CASTING HEIGHT - 7.25"	0 lb
P5) 48" - CON CONE w/24" HOLE F/G - 24"	2252 lb
P4) 48" - MH RISER T/G - 48"	3353 lb
P3) 48" - MH RISER T/G - 60"	4192 lb
P2) 60" - MH Transition Slab 48" Hole T/G - 13"	1928 lb
P1) 60" - MH BASE (08"F) T/n - 71"	9213 lb
1) JOINT WRAP - 0.065"x6"x50' CONSEAL CS212	0 lb
1) JOINT WRAP PRIMER - CONSEAL CS-75 (1 gal.)	0 lb
1) 60" - MH INVERT CHANNEL - FULL HEIGHT	1440 lb
1) 60" - Hamilton Kent MH Gasket	0 lb
3) 48" - Hamilton Kent MH Gasket	0 lb
2) A-Lok - 1040	2 lb
14) MH Step ML-10-TDS-NCR - 10"	0 lb
Structure Total:	22379 lb

Rim: 497.8' Rim to Invert: 18.45' Slack: 0.15" Sump: 2" Step Position: 90°

Structure Notes: .
1. PER CINCINNATI MSD / ASTM C478 SPECIFICATIONS.
2. CONCRETE = 4,000 PSI AT 28 DAYS.
3. CASTING SUPPLIED BY OTHERS.
.
REINFORCING PER ASTM A615 (GRADE 60).
- TOP SLAB = H20 LOADING
- RISER/WALLS (As .12)
- TRANS. SLAB (As .31) #5 BARS AT 6" C.C.E.W.
- RISER/WALLS (As .18)
- FLOOR (As .31) #5 BARS AT 12" C.C.E.W.

Position	Elev	Angle	Ext. (cw)	Pipe	Pipe OD	Connector	Hole	Horz Size	Up (_)	Offset
Invert 1										
Invert 2										
Invert 3										
Invert 4										
Invert 5										
Invert 6										
Invert 7										
Invert 8										

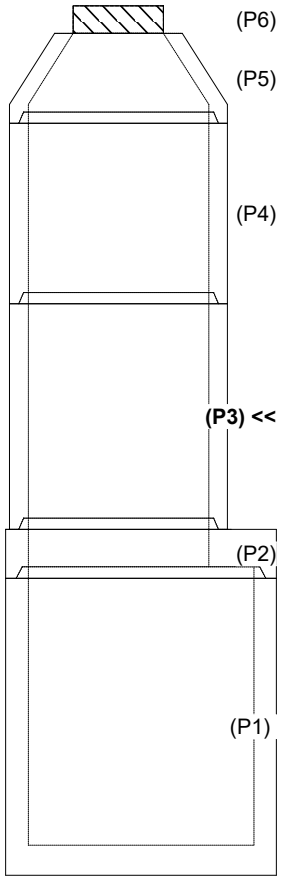

RIGHT-SIDE UP VIEW (int. dimensions)

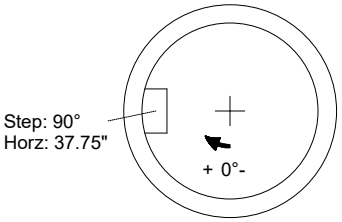

INSIDE WALL DIMENSIONS

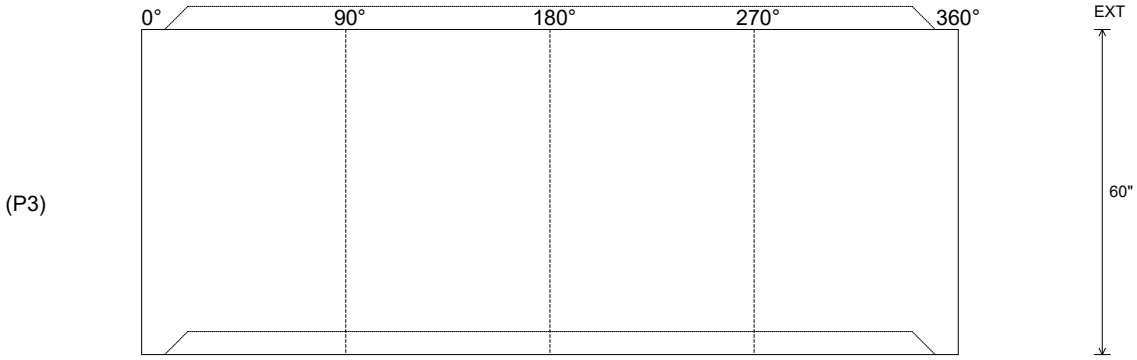

Coating (Int): Coating (Ext):	Seam Up: Tongue Seam Dn: Groove	Wall Thickness: 5" Floor Height: 0"	Height (Int): 60" Height (Ext): 60"	Weight (Net): 4192 lb Volume (Net): 1.07cu.yd