Job Name: 26-1466 - Lower Mill Creek HWDW Protection Job Location: Cincinnati, OH Contractor: Sunesis Construction	Plant: 100 7/23/2026 10:26:15 AM	Tech: Jared - F PC: E. Bradley	

Structure ID: 210-16 ST-MH

P3 MH048RS72 MH RISER T/G

P6) 24" - CASTING HEIGHT - 7.25"	0 lb
P5) 48" - CON CONE w/24" HOLE F/G - 36"	2252 lb
P4) 48" - MH RISER T/G - 72"	5030 lb
P3) 48" - MH RISER T/G - 72"	5030 lb
P2) 84" - MH Trans. Slab - 48" Hole ECC T/G - 17"	5869 lb
P1) 84" - MH BASE Custom Ht T/n - 82"	16716 lb
1) JOINT WRAP - 0.065"x6"x50' CONSEAL CS212	0 lb
1) JOINT WRAP PRIMER - CONSEAL CS-75 (1 gal.)	0 lb
1) 48" - MH INVERT CHANNEL - FULL HEIGHT	1440 lb
1) 84" - Hamilton Kent MH Gasket	0 lb
3) 48" - Hamilton Kent MH Gasket	0 lb
2) Hole - 62	0 lb
18) MH Step ML-10-TDS-NCR - 10"	0 lb
Structure Total:	36337 lb

Rim: 496' Rim to Invert: 23.47' Slack: 0.394" Sump: 5.004" Step Position: 90°

Structure Notes: .
1. PER CINCINNATI MSD / ASTM C478 SPECIFICATIONS.
2. CONCRETE = 4,000 PSI AT 28 DAYS.
3. CASTING SUPPLIED BY OTHERS.
.
REINFORCING PER ASTM A615 (GRADE 60).
- TOP SLAB = H20 LOADING
- RISER/WALLS (As .18)
- TRANS SLAB #5 BARS AT 6" C.C.E.W. (DBL MAT)
- FLOOR (As .37) #5 BARS AT 10" C.C.E.W.

Position	Elev	Angle	Ext. (cw)	Pipe	Pipe OD	Connector	Hole	Horz Size	Up (_)	Offset
Invert 1										
Invert 2										
Invert 3										
Invert 4										
Invert 5										
Invert 6										
Invert 7										
Invert 8										

RIGHT-SIDE UP VIEW (int. dimensions)

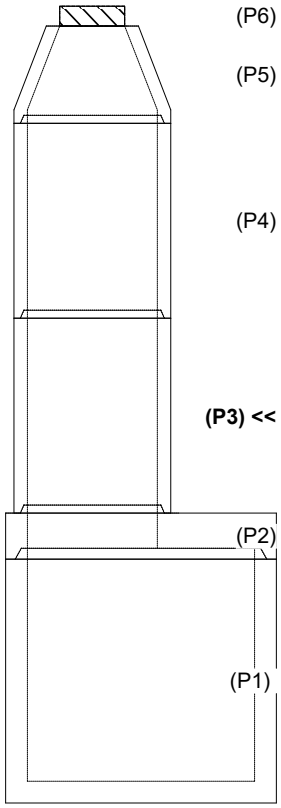

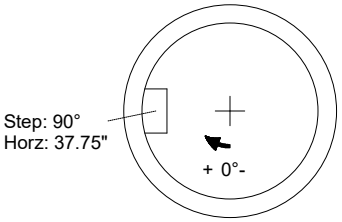

INSIDE WALL DIMENSIONS

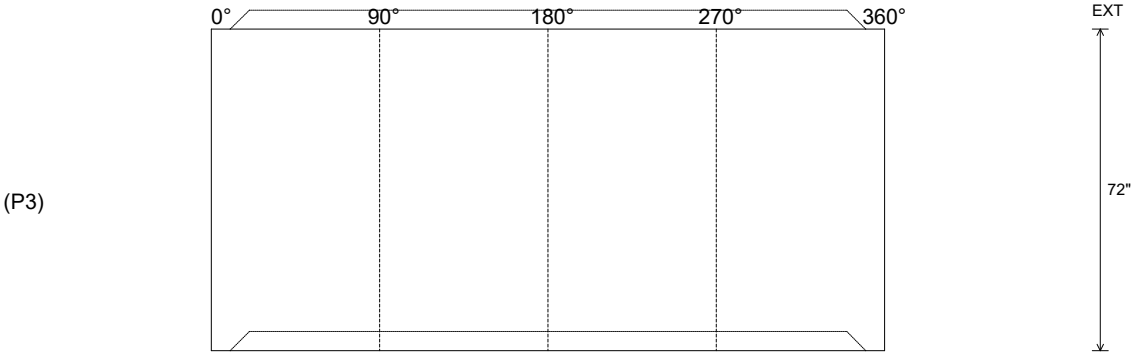

Coating (Int): Coating (Ext):	Seam Up: Tongue Seam Dn: Groove	Wall Thickness: 5" Floor Height: 0"	Height (Int): 72" Height (Ext): 72"	Weight (Net): 5030 lb Volume (Net): 1.28cu.yd