

Structure ID: 11-3

P4 MH048RSVF

MH RISER Custom Ht T/G

P6) 24" - CASTING HEIGHT - 7" P5) 48" - MH FLAT LID w/24" Center Hole F/G - 12" P4) 48" - MH RISER Custom Ht T/G - 50" P3) 48" - MH RISER T/G - 60" P2) 48" - MH RISER T/G - 24" P1) 48" - MH BASE T/n - 18" 1) ASSEMBLY REQUIRED 1) CASTING - HOE MC-375 F/C Storm 4) 48" - Conseal CS-102 1.00" (Double) 2) Hole - 12	0 lb 1580 lb 3493 lb 4077 lb 1677 lb 2588 lb 0 lb 271 lb 0 lb 0 lb ----- Structure Total: 13685 lb
--	---

Structure Notes:

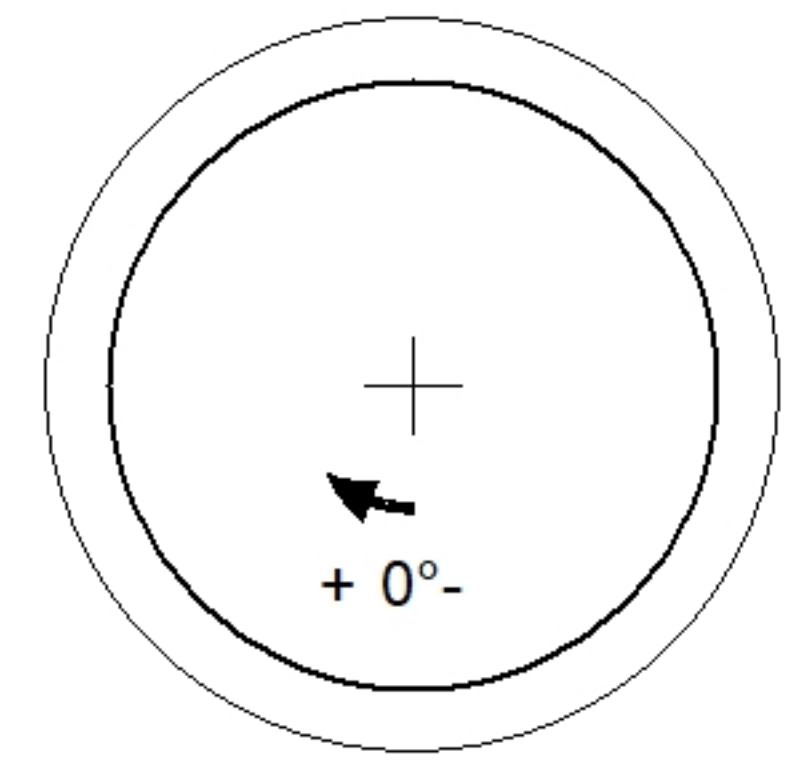
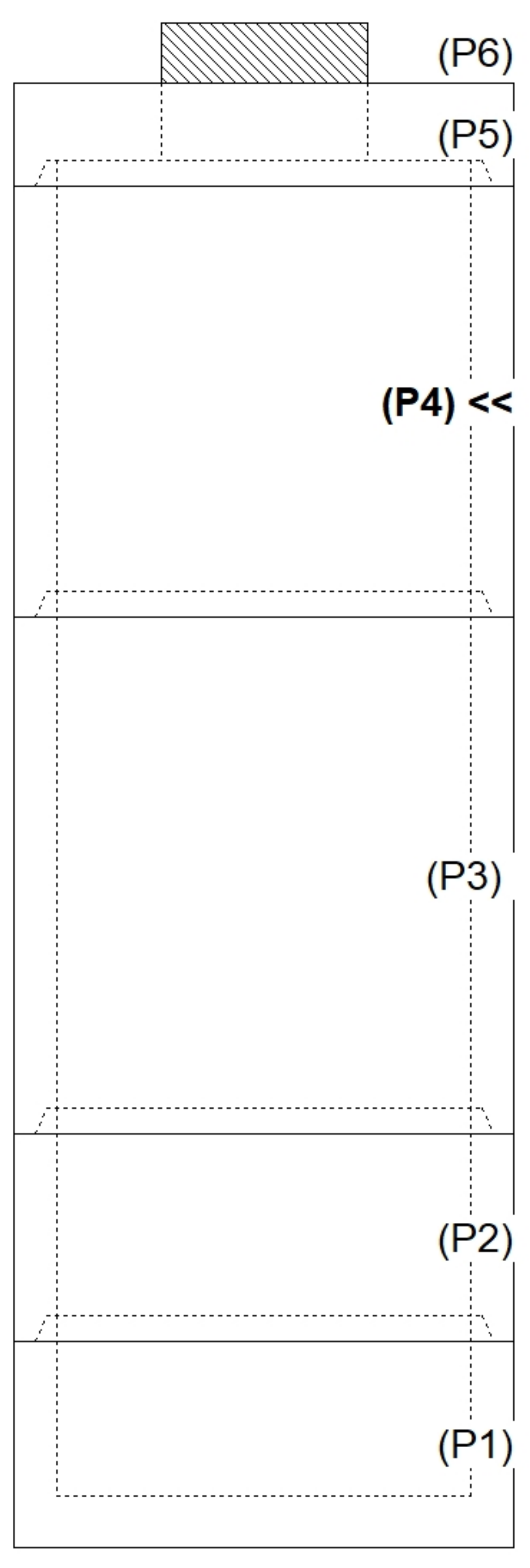
1. PER ASTM C478 SPECIFICATIONS.
2. CONCRETE = 4,000 PSI AT 28 DAYS.
3. NO INVERT CHANNEL.
4. CASTING BY ICAST (HOE MC-375 "STORM").
5. ASSEMBLY REQUIRED.
6. P2 & P3 RISERS TO BE MECHANICALLY ATTACHED BEFORE INTERNAL INSTALLATION/DELIVERY.
7. LIFTING ANCHORS TO BE INSTALLED ON THE OUTSIDE OF THE STRUCTURE.

Rim: 458.82' Rim to Invert: 7.56' Slack: 0.72" Sump: 81" Step Position:

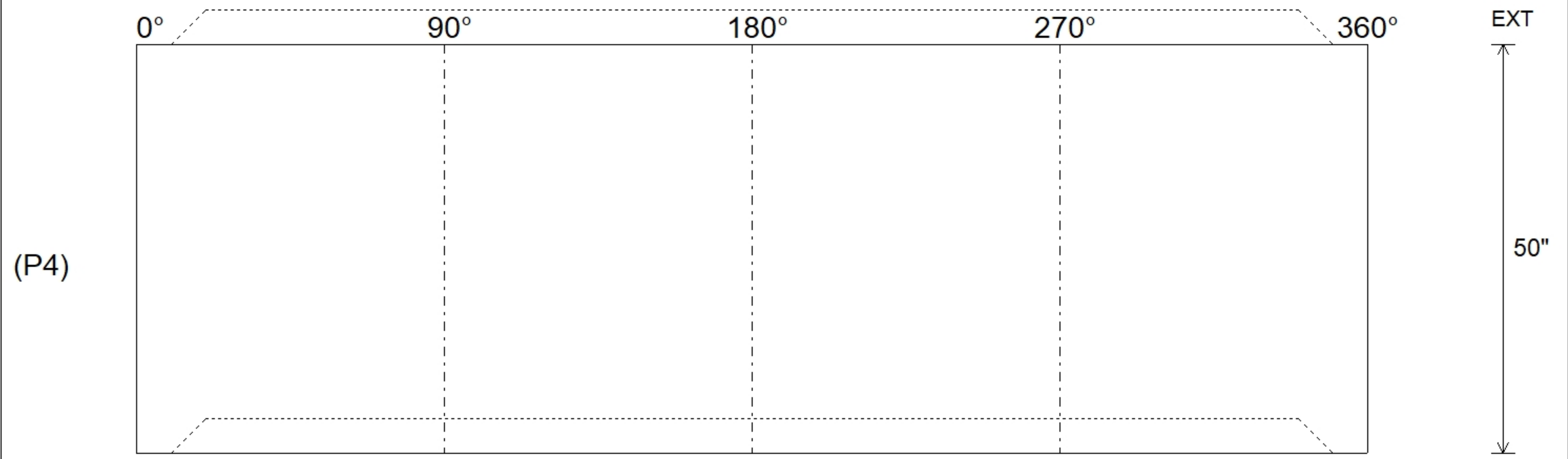
REINFORCING PER ASTM A615 (GRADE 60).
 - TOP SLAB (As .62) #5 BARS AT 6" C.C.E.W..

Position	Elev	Angle	Ext. (cw)	Pipe	Pipe OD	Connector	Hole	Horz Size	Up (L)	Offset
Invert 1										
Invert 2										
Invert 3										
Invert 4										
Invert 5										
Invert 6										
Invert 7										
Invert 8										

RIGHT-SIDE UP VIEW (int. dimensions)



INSIDE WALL DIMENSIONS



Coating (Int):	Seam Up: Tongue Seam Dn: Groove	Wall Thickness: 5" Floor Height: 0"	Height (Int): 50" Height (Ext): 50"
Coating (Ext):			Weight (Net): 3493 lb Volume (Net): 0.89cu.yd