

Job Name: 26-1453 Clarksville, TN SPC13A
 Job Location: Clarksville, TN
 Contractor: Cleary Construction, Inc.

Plant: Beaver Dam
 4/14/2026 8:07:15 AM

Tech: J. Coppage
 PC: C. Goff



Structure ID: PS-MH-069-SS-MH Riser

P1 MH048RSVFCDARED

MH RISER Custom Ht, w/ConBlock-CDA Red T/G

- P1) 48" - MH RISER Custom Ht, w/ConBlock-CDA Red T/G - 20"
 1) JOINT WRAP - 0.065"x6"x50' CONSEAL CS212
 1) JOINT WRAP PRIMER - CONSEAL CS-75 (1 gal.)
 1) 48" - Conseal CS-102 1.00" (Double)
 2) MH Step ML-10-TDS-NCR - 10"

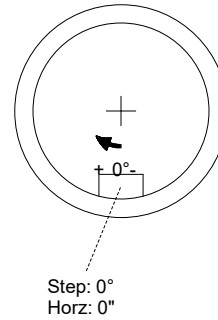

1397 lb
 0 lb
 0 lb
 0 lb
 0 lb
 0 lb
 Structure Total: 1397 lb

- Structure Notes:
 1. PER ASTM C-478 SPECIFICATIONS
 2. CONCRETE: 4,000 PSI AT 28 DAYS
 3. REINFORCEMENT: PER ASTM A615
 4. STEPS AT 0 DEGREES

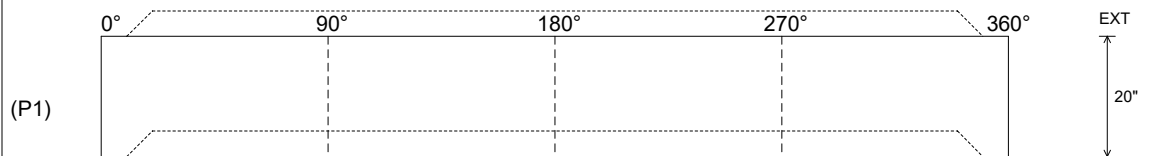
Rim: 1.67' Rim to Invert: 0' Slack: 0.04" Sump: 0" Step Position: 0°

Position	Elev	Angle	Ext. (cw)	Pipe	Pipe OD	Connector	Hole	Horz Size	Up ()	Offset
Invert 1										
Invert 2										
Invert 3										
Invert 4										
Invert 5										
Invert 6										
Invert 7										
Invert 8										

RIGHT-SIDE UP VIEW (int. dimensions)



INSIDE WALL DIMENSIONS



Coating (Int):
 Coating (Ext):

Seam Up: Tongue
 Seam Dn: Groove

Wall Thickness: 5"
 Floor Height: 0"

Height (Int): 20"
 Height (Ext): 20"

Weight (Net): 1397 lb
 Volume (Net): 0.36cu.yd