

Job Name: 26-1453 Clarksville, TN SPC13A
 Job Location: Clarksville, TN
 Contractor: Cleary Construction, Inc.

Plant: Beaver Dam

Tech: J. Coppage

4/7/2026 10:38:41 AM

PC: C. Goff



Structure ID: PS-MH-033-8SS-MHD

P2 MH048RS48CDARED

MH RISER w/ConBlock-CDA Red

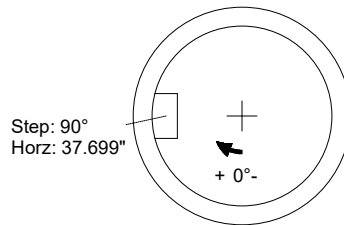
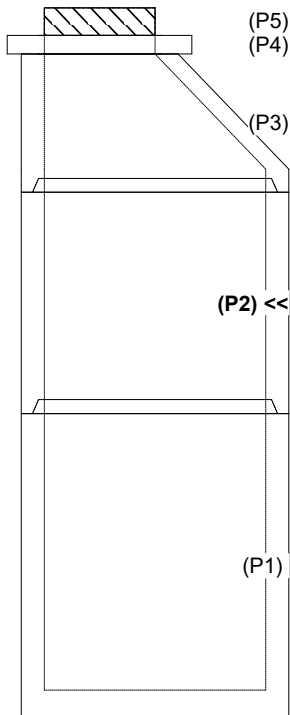
P5) 24" - CASTING HEIGHT - 6"	0 lb
P4) 24" - GRADE RING w/ConBlock-CDA Red - 4"	270 lb
P3) 48" - ECC CONE w/ 24" HOLE, w/ConBlock-CDA Red - 30"	1961 lb
P2) 48" - MH RISER w/ConBlock-CDA Red - 48"	3353 lb
P1) 48" - MH BASE w/DROP/ConBlock-CDA Red - 60"	5461 lb
1) JOINT WRAP - 0.065"x6"x50' CONSEAL CS212	0 lb
1) JOINT WRAP PRIMER - CONSEAL CS-75 (1 gal.)	0 lb
1) 48" - MH INVERT CHANNEL w/ConBlock-CDA Red - FULL HEIGHT	1440 lb
2) 48" - Conseal CS-102 1.00" (Double)	0 lb
2) A-Lok - 0200	2 lb
1) Drop Tee - 6" PVC	0 lb
1) Drop Elbow - 6" PVC	0 lb
12) MH Step ML-10-TDS-NCR - 10"	0 lb
Structure Total:	12488 lb

- Structure Notes:**
1. JBS-1155 SANITARY PROVIDED BY ICAST.
 2. PER ASTM C478 SPECIFICATIONS.
 3. CONCRETE = 4,000 PSI AT 28 DAYS.
 4. REINFORCING PER ASTM A615 (GRADE 60).
 - CONE (As .12)
 - RISER/WALLS (As .12)
 - FLOOR (As .31) #5 BARS AT 12" C.C.E.W.

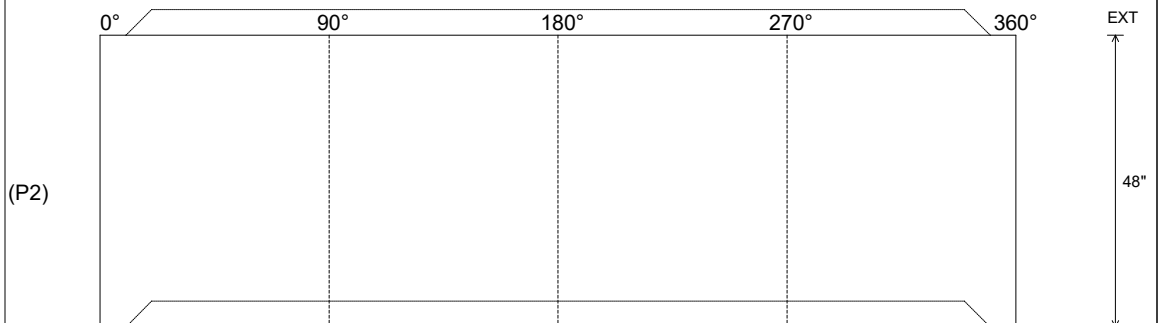
Rim: 542.59' Rim to Invert: 12.3' Slack: 1.6" Sump: 2" Step Position: 90°

Position	Elev	Angle	Ext. (cw)	Pipe	Pipe OD	Connector	Hole	Horz Size	Up (L)	Offset
Invert 1										
Invert 2										
Invert 3										
Invert 4										
Invert 5										
Invert 6										
Invert 7										
Invert 8										

RIGHT-SIDE UP VIEW (int. dimensions)



INSIDE WALL DIMENSIONS



Coating (Int): Coating (Ext):	Seam Up: Tongue Seam Dn: Groove	Wall Thickness: 5" Floor Height: 0"	Height (Int): 48" Height (Ext): 48"	Weight (Net): 3353 lb Volume (Net): 0.86cu.yd
----------------------------------	------------------------------------	--	--	--