

Job Name: 26-1453 Clarksville, TN SPC13A
 Job Location: Clarksville, TN
 Contractor: Cleary Construction, Inc.

Plant: Beaver Dam

Tech: J. Copping

4/7/2026 10:38:36 AM

PC: C. Goff



Structure ID: PS-MH-001-2SS-MH

P2 MH048RS72CDARED

MH RISER w/ConBlock-CDA Red

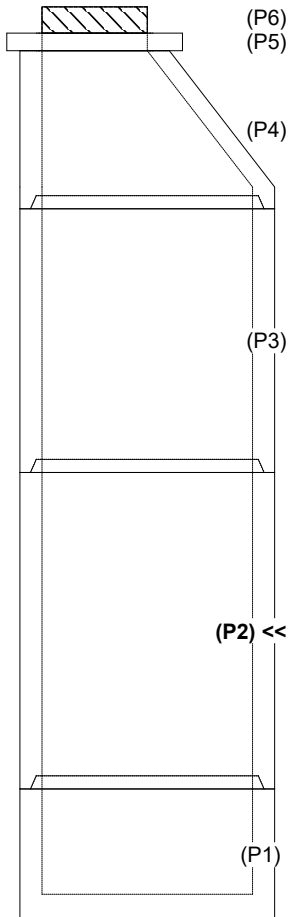
P6) 24" - CASTING HEIGHT - 6"	0 lb
P5) 24" - GRADE RING w/ConBlock-CDA Red - 4"	270 lb
P4) 48" - ECC CONE w/ 24" HOLE, w/ConBlock-CDA Red - 36"	2251 lb
P3) 48" - MH RISER w/ConBlock-CDA Red - 60"	4192 lb
P2) 48" - MH RISER w/ConBlock-CDA Red - 72"	5030 lb
P1) 48" - MH BASE w/ConBlock-CDA Red - 24"	2881 lb
1) JOINT WRAP - 0.065"x6"x50' CONSEAL CS212	0 lb
1) JOINT WRAP PRIMER - CONSEAL CS-75 (1 gal.)	0 lb
1) 48" - MH INVERT CHANNEL w/ConBlock-CDA Red - FULL HEIGHT	1440 lb
3) 48" - Conseal CS-102 1.00" (Double)	0 lb
2) A-Lok - 0410	2 lb
16) MH Step ML-10-TDS-NCR - 10"	0 lb
Structure Total:	16065 lb

- Structure Notes:**
1. JBS-1155 SANITARY PROVIDED BY ICAST.
 2. PER ASTM C478 SPECIFICATIONS.
 3. CONCRETE = 4,000 PSI AT 28 DAYS.
 4. REINFORCING PER ASTM A615 (GRADE 60).
 - CONE (As .12)
 - RISER/WALLS (As .12)
 - FLOOR (As .31) #5 BARS AT 12" C.C.E.W.

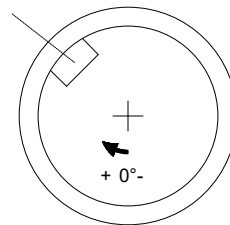
Rim: 543.49' Rim to Invert: 16.76' Slack: 1.12" Sump: 2" Step Position: 135°

Position	Elev	Angle	Ext. (cw)	Pipe	Pipe OD	Connector	Hole	Horz Size	Up (L)	Offset
Invert 1										
Invert 2										
Invert 3										
Invert 4										
Invert 5										
Invert 6										
Invert 7										
Invert 8										

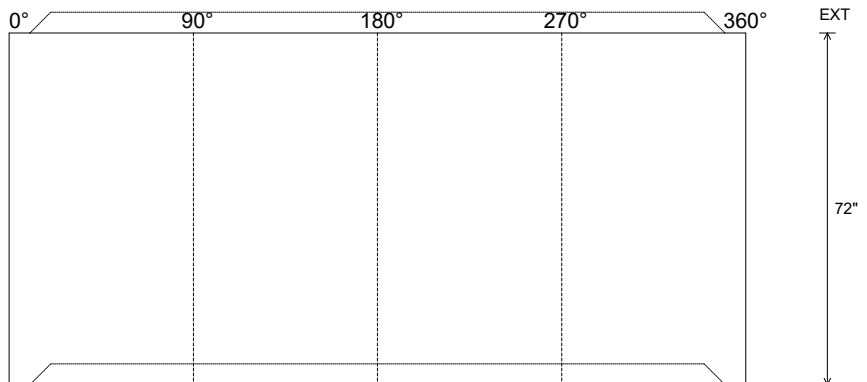
RIGHT-SIDE UP VIEW (int. dimensions)



Step: 135°
Horz: 56.549"



INSIDE WALL DIMENSIONS



Coating (Int):
Coating (Ext):

Seam Up: Tongue
Seam Dn: Groove

Wall Thickness: 5"
Floor Height: 0"

Height (Int): 72"
Height (Ext): 72"

Weight (Net): 5030 lb
Volume (Net): 1.28cu.yd