

**Structure ID: 2**

**P2 MH036RSVF**

**MH RISER Custom Ht T/G**

P4) 24" - CASTING HEIGHT - 7" P3) 36" - MH FLAT TOP w/ 24" Ctr. Hole F/G - 10" P2) 36" - MH RISER Custom Ht T/G - 70" P1) 36" - MH BASE T/n - 24" 1) ASSEMBLY REQUIRED 1) CASTING - HOE MC-375 F/C Storm 2) 36" - Conseal CS-102 1.00" (Double) 2) Hole - 16	0 lb 896 lb 2814 lb 1778 lb 0 lb 271 lb 0 lb 0 lb ----- Structure Total: 5759 lb
---	---

**Structure Notes:**

1. PER ASTM C478 SPECIFICATIONS.
2. CONCRETE = 4,000 PSI AT 28 DAYS.
3. CASTING BY ICAST (HOE MC-375 "STORM").
4. LIFTING ANCHORS TO BE INSTALLED ON THE OUTSIDE OF THE STRUCTURE.

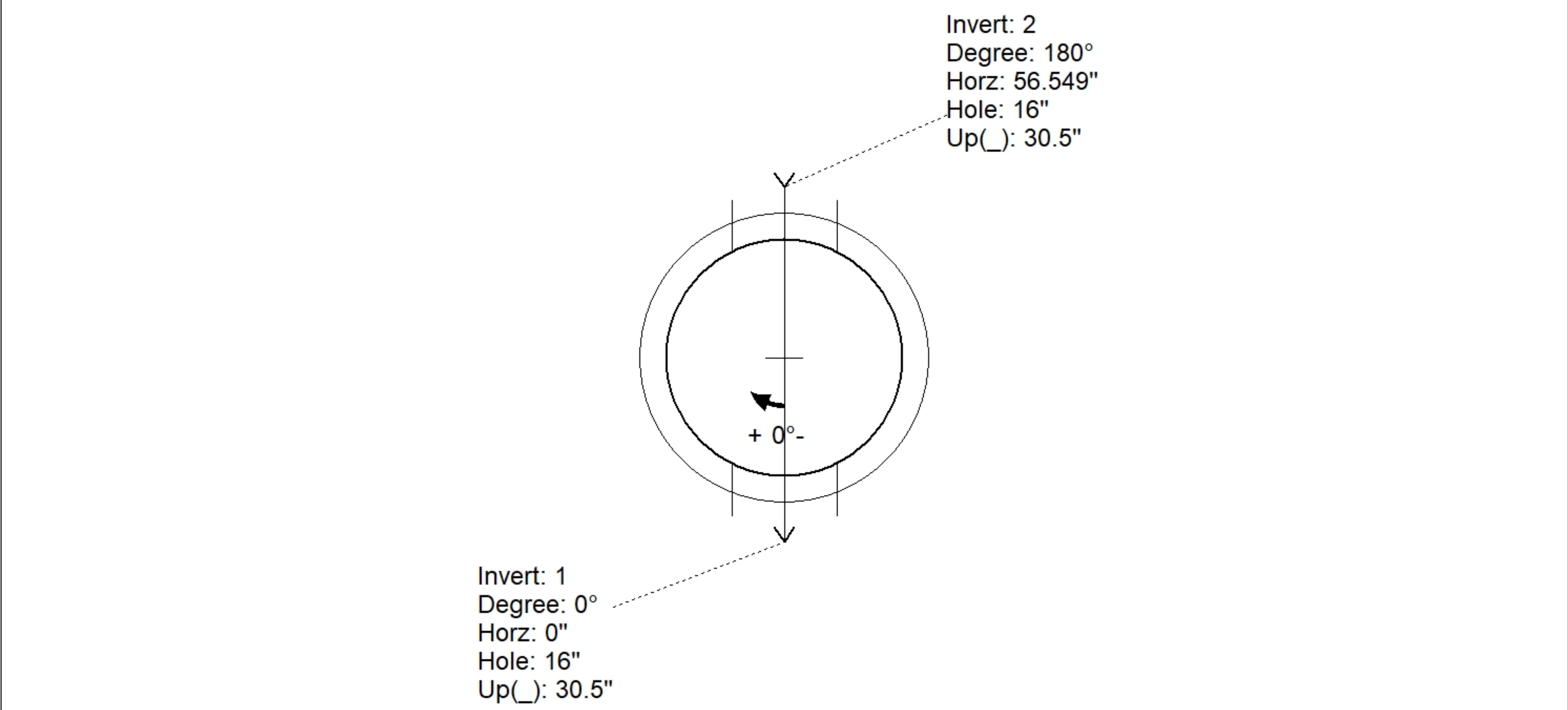

REINFORCING PER ASTM A615 (GRADE 60).

- TOP SLAB (As .62) #5 BARS AT 6" C.C.E.W..
- RISER/WALLS (As .12)
- FLOOR (As .31) #5 BARS AT 12" C.C.E.W.

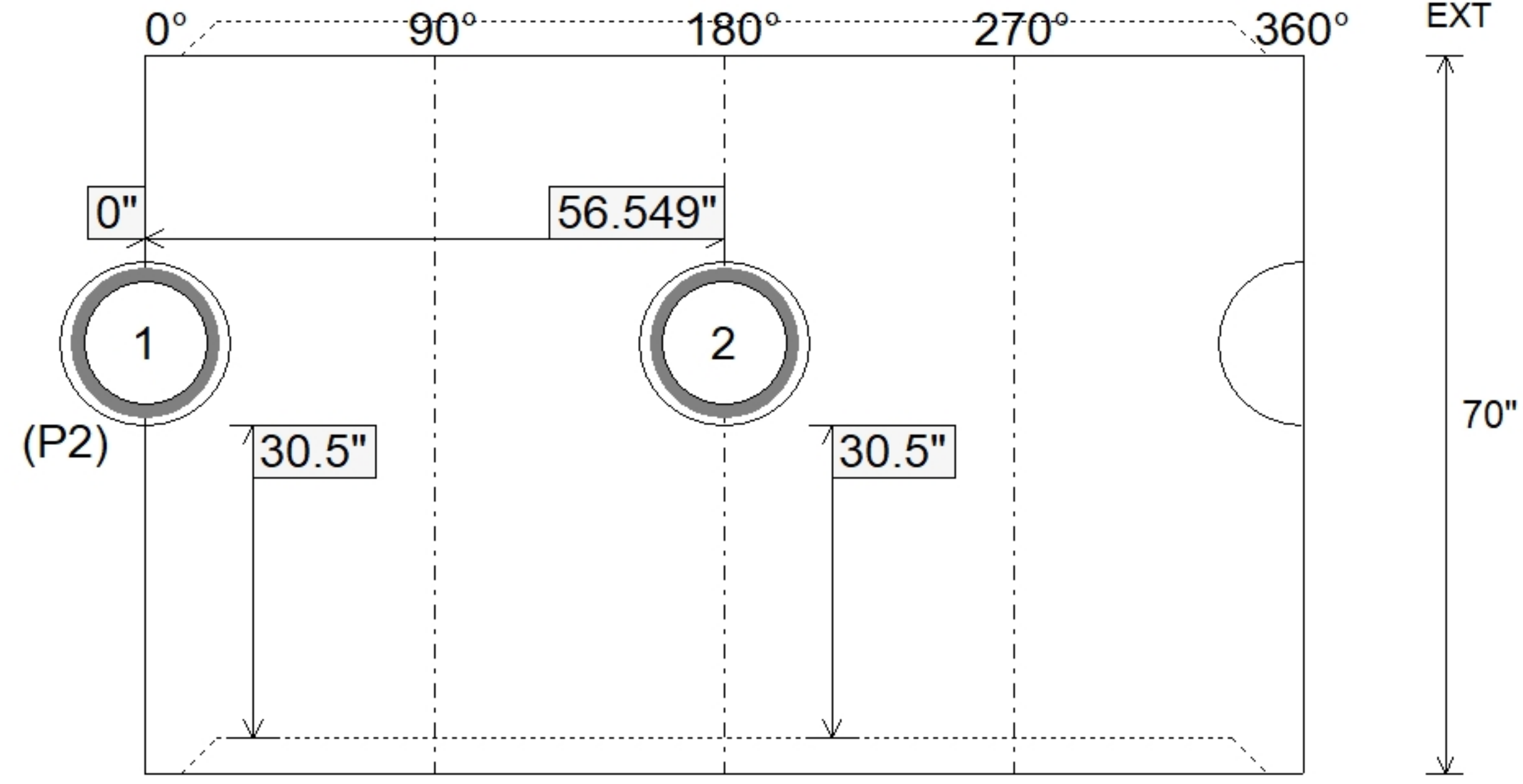
Rim: 1009.2'    Rim to Invert: 4.3'    Slack: 0.6"    Sump: 60"    Step Position:

Position	Elev	Angle	Ext. (cw)	Pipe	Pipe OD	Connector	Hole	Horz Size	Up ( )	Offset
Invert 1	1004.9'	0°	0"	12" ADS N-12	14.5"	Hole 16	16"	16.58"	30.5"	0"
Invert 2	1004.9'	180°	69.115"	12" ADS N-12	14.5"	Hole 16	16"	16.58"	30.5"	0"
Invert 3										
Invert 4										
Invert 5										
Invert 6										
Invert 7										
Invert 8										

**RIGHT-SIDE UP VIEW (int. dimensions)**



**INSIDE WALL DIMENSIONS**



Coating (Int):	Seam Up: Tongue Seam Dn: Groove	Wall Thickness: 4" Floor Height: 0"	Height (Int): 70" Height (Ext): 70"
Coating (Ext):			Weight (Net): 2814 lb Volume (Net): 0.72cu.yd