

Job Name: 26-1430 Commercial Strip Center at Gateway Commons  
 Job Location: Owensboro, KY  
 Contractor: Winwater Hartford KY Co.

Plant: 100

4/27/2026 9:25:35 AM

Tech: Jared - A

PC: Andy Chambers



**Structure ID: BE-5**

**P1 BX3030-06VH**

**BOX BASE 6inW, 6inF, Variable Ht F/n**

- P2) 30" x 30" - CASTING HEIGHT - 4"
- P1) 30" x 30" - BOX BASE 6inW, 6inF, Variable Ht F/n - 29"
- 1) CASTING - HOE 468 F/G
- 1) 30" x 30" - Conseal CS-102 1.00"
- 2) Hole - 20"

0 lb  
 2648 lb  
 489 lb  
 0 lb  
 0 lb  
 Structure Total: 3137 lb

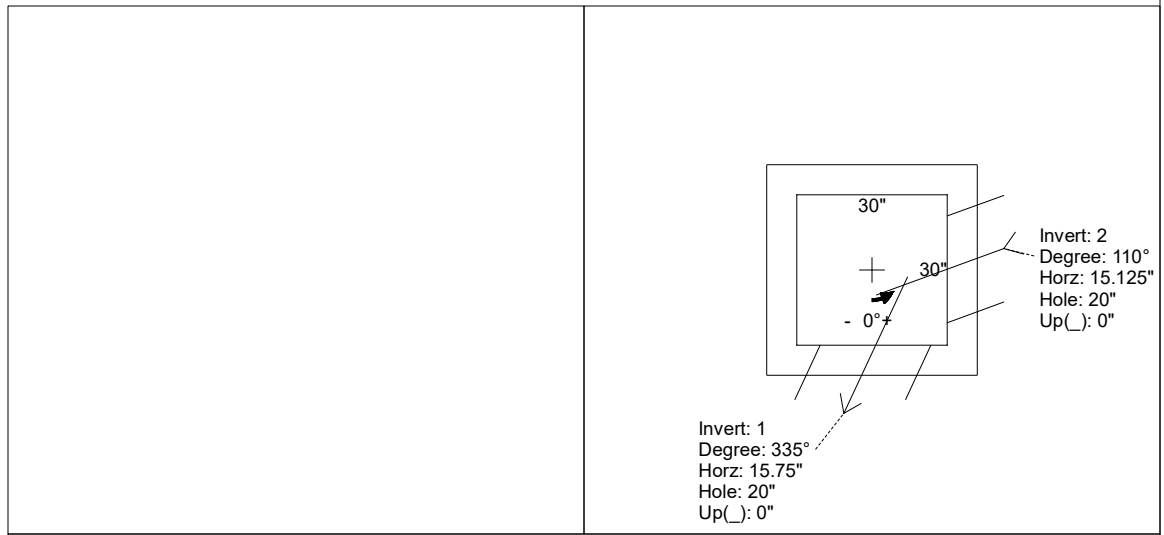
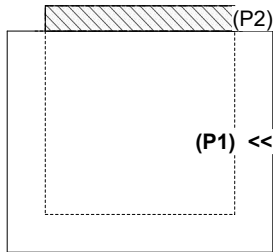
- Structure Notes:**
1. PER ASTM C-913 SPECIFICATIONS
  2. CONCRETE: 4,000 PSI AT 28 DAYS
  3. REINFORCEMENT: #5 BAR @ 12" C.C. E.W. (GRADE 60) - 2" MIN. REBAR CLEARANCE (TYP)
  4. NO STORM INVERT
  5. NO STEPS
  6. HOE 468 FRAME & GRATE SUPPLIED BY ICAST

Rim: 467.04' Rim to Invert: 2.81' Slack: 2.22" Sump: 1.5" Step Position:

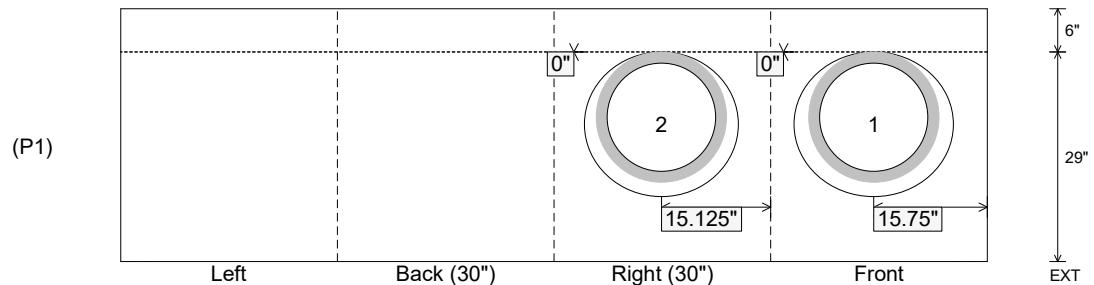
Position	Elev	Angle	Ext. (cw)	Pipe	Pipe OD	Connector	Hole	Horz Size	Up (")	Offset
Invert 1	464.23'	335°	18.875"	15" ADS N-12	18"	Hole 20	20"	22.068"	0"	7"
Invert 2	464.23'	110°	23.375"	15" ADS N-12	18"	Hole 20	20"	21.284"	0"	-5"
Invert 3										
Invert 4										
Invert 5										
Invert 6										
Invert 7										
Invert 8										

RIGHT-SIDE UP VIEW (int. dimensions)

UPSIDE-DOWN VIEW (int. dimensions)



INSIDE WALL DIMENSIONS



Coating (Int):  
 Coating (Ext):

Seam Up: Flat  
 Seam Dn: n/a

Wall Thickness: 6"  
 Floor Height: 6"

Height (Int): 29"  
 Height (Ext): 35"

Weight (Net): 2648 lb  
 Volume (Net): 0.68cu.yd