

Job Name: 26-1423 - JBI Office
Job Location: Evansville, IN 47725
Contractor: JBI Construction

PC: Andy Chambers
 TECH: Jared - A
 Plant: 100



Structure ID: **CI-504-4 ST-CI**

Spec: Storm
 Type: BX 6inW, 6inF
 Size: 24" x 36"

Rim: 411.5'
 Invert: 408.42'
 Rim to Invert: 3.08'

Sump: 2.25"
 Floor (Top): 408.233'
 Floor Height: 6"

Floor (Bot): 407.733'
 Overall Height: 3.75'
 Slack: 0.21"

Structure Notes:

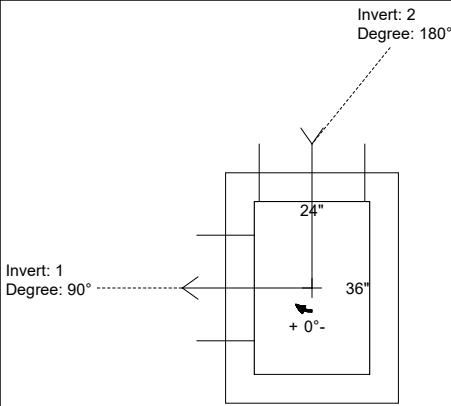
1. PER ASTM C-913 SPECIFICATIONS
2. CONCRETE: 4,000 PSI AT 28 DAYS
3. REINFORCEMENT: #5 BAR @ 12" C.C. E.W. (GRADE 60)
4. NO STORM INVERT
5. NO STEPS
6. HOE-525-LV FRAME, L-VANE GRATE, & CURB HOOD SUPPLIED BY ICAST

STRUCTURE SUMMARY:


- P2) 24" x 36" - CASTING HEIGHT - 4"
 P1) 24" x 36" - BOX BASE 6inW, 6inF, Variable Ht F/n - 35"
 1) CASTING - HOE 525 LV SET (F/G/H)
 1) 24" x 36" - Conseal CS-102 1.00"
 2) Hole - 22

0 lb
 3025 lb
 442 lb
 0 lb
 0 lb

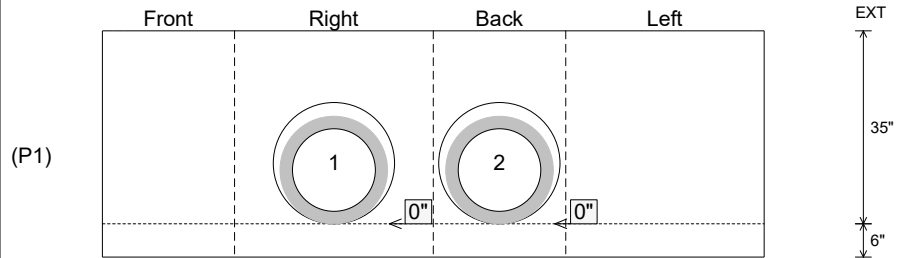
Structure Total: 3467 lb



Position	Elev	Angle	Pipe	Pipe OD	Hole	Connector	Up (")	Ref
Rim	411.5'							
Reducer								
Invert 1	408.42'	90°	15" RCP B WALL	19.5"	22"	Hole 22	0"	P1
Invert 2	408.42'	180°	15" RCP B WALL	19.5"	22"	Hole 22	0"	P1
Invert 3								
Invert 4								
Invert 5								
Invert 6								
Invert 7								
Invert 8								



Cast (Int. Dim.) - Interior Dimensions



Submittal Drawing
 3/30/2026 2:33:09 PM

SUBMITTAL
 APPROVED BY: