

Job Name: 26-1423 - JBI Office Job Location: Evansville, IN 47725 Contractor: JBI Construction	Plant: 100 3/30/2026 2:51:25 PM	Tech: Jared - A PC: Andy Chambers	
--	------------------------------------	--------------------------------------	--

**Structure ID: CI-504-4 ST-CI**

**P1 BX2436-06BVF**

**BOX BASE 6inW, 6inF, Variable Ht F/n**

- P2) 24" x 36" - CASTING HEIGHT - 4"
- P1) 24" x 36" - BOX BASE 6inW, 6inF, Variable Ht F/n - 35"
- 1) CASTING - HOE 525 LV SET (F/G/H)
- 1) 24" x 36" - Conseal CS-102 1.00"
- 2) Hole - 22"

0 lb  
3025 lb  
442 lb  
0 lb  
0 lb  
-----  
Structure Total: 3467 lb


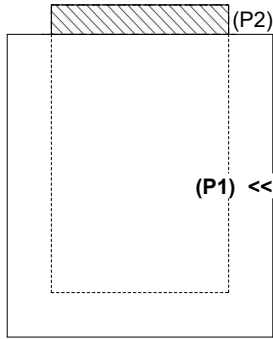
- Structure Notes:
1. PER ASTM C-913 SPECIFICATIONS
  2. CONCRETE: 4,000 PSI AT 28 DAYS
  3. REINFORCEMENT: #5 BAR @ 12" C.C. E.W. (GRADE 60) - 2" MIN. REBAR CLEARANCE (TYP)
  4. NO STORM INVERT
  5. NO STEPS
  6. HOE-525-LV FRAME, L-VANE GRATE, & CURB HOOD SUPPLIED BY ICAST

Rim: 411.5'    Rim to Invert: 3.08'    Slack: 0.21"    Sump: 2.25"    Step Position:

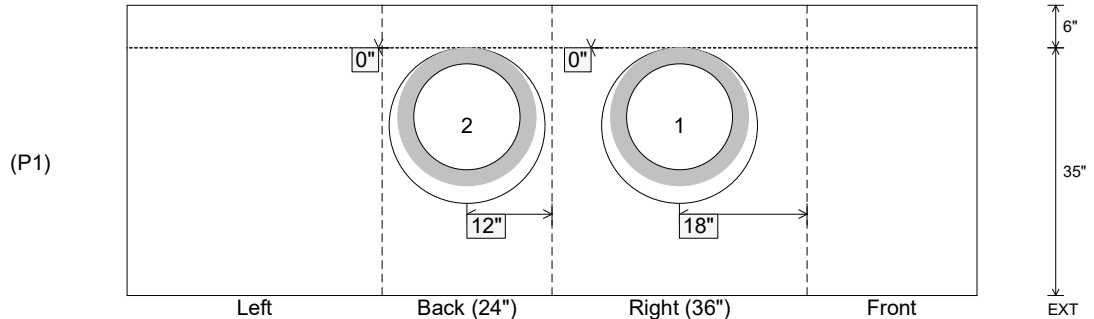
Position	Elev	Angle	Ext. (cw)	Pipe	Pipe OD	Connector	Hole	Horz Size	Up ( )	Offset
Invert 1	408.42'	90°	24"	15" RCP B WALL	19.5"	Hole 22	22"	22"	0"	0"
Invert 2	408.42'	180°	18"	15" RCP B WALL	19.5"	Hole 22	22"	22"	0"	0"
Invert 3										
Invert 4										
Invert 5										
Invert 6										
Invert 7										
Invert 8										

RIGHT-SIDE UP VIEW (int. dimensions)

UPSIDE-DOWN VIEW (int. dimensions)



INSIDE WALL DIMENSIONS



Coating (Int): Coating (Ext):	Seam Up: Flat Seam Dn: n/a	Wall Thickness: 6" Floor Height: 6"	Height (Int): 35" Height (Ext): 41"	Weight (Net): 3025 lb Volume (Net): 0.77cu.yd
----------------------------------	-------------------------------	--	--	--