

Job Name: 26-1400 ADS Candlewood Suites	Plant: Beaver Dam	Tech: S. Felletter	
Job Location: Jackson, TN Contractor: ADS Advanced Drainage Systems, Inc.	3/6/2026 9:53:12 AM	PC: C. Goff	

Structure ID: A9-2

P2 MH072RS30

MH RISER T/G

P5) 24" - CASTING HEIGHT - 7"	0 lb
P4) 72" - MH FLAT LID w/24" CC Hole F/G - 15"	5097 lb
P3) 72" - MH RISER T/G - 54"	7236 lb
P2) 72" - MH RISER T/G - 30"	4373 lb
P1) 72" - MH BASE T/n - 24"	7398 lb
1) JOINT WRAP - 0.065"x6"x50' CONSEAL CS212	0 lb
1) JOINT WRAP PRIMER - CONSEAL CS-75 (1 gal.)	0 lb
1) ASSEMBLY REQUIRED	0 lb
1) CASTING - HOE MC-375 F/C Storm	271 lb
3) 72" - Conseal CS-102 1.00" (Double)	0 lb
2) Hole - 26	0 lb
Structure Total:	24376 lb

Structure Notes:

- PER ASTM C478 SPECIFICATIONS.
- CONCRETE = 4,000 PSI AT 28 DAYS.
- CASTING BY ICAST (HOE MC-375 "STORM")
- LIFTING ANCHORS TO BE INSTALLED ON THE OUTSIDE OF THE STRUCTURE.
- P2 & P3 RISERS TO BE MECHANICALLY ATTACHED BEFORE INTERNAL INSTALLATION/DELIVERY.

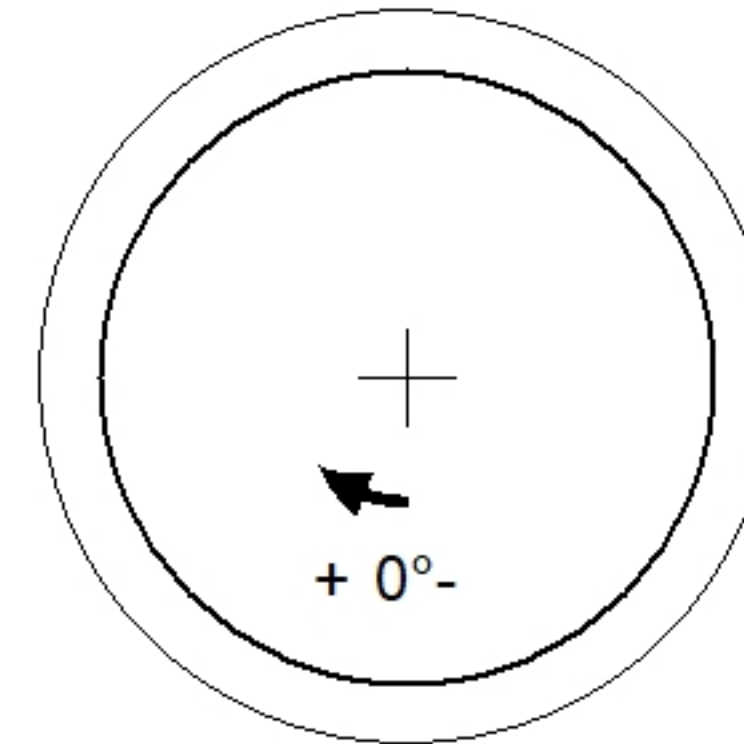
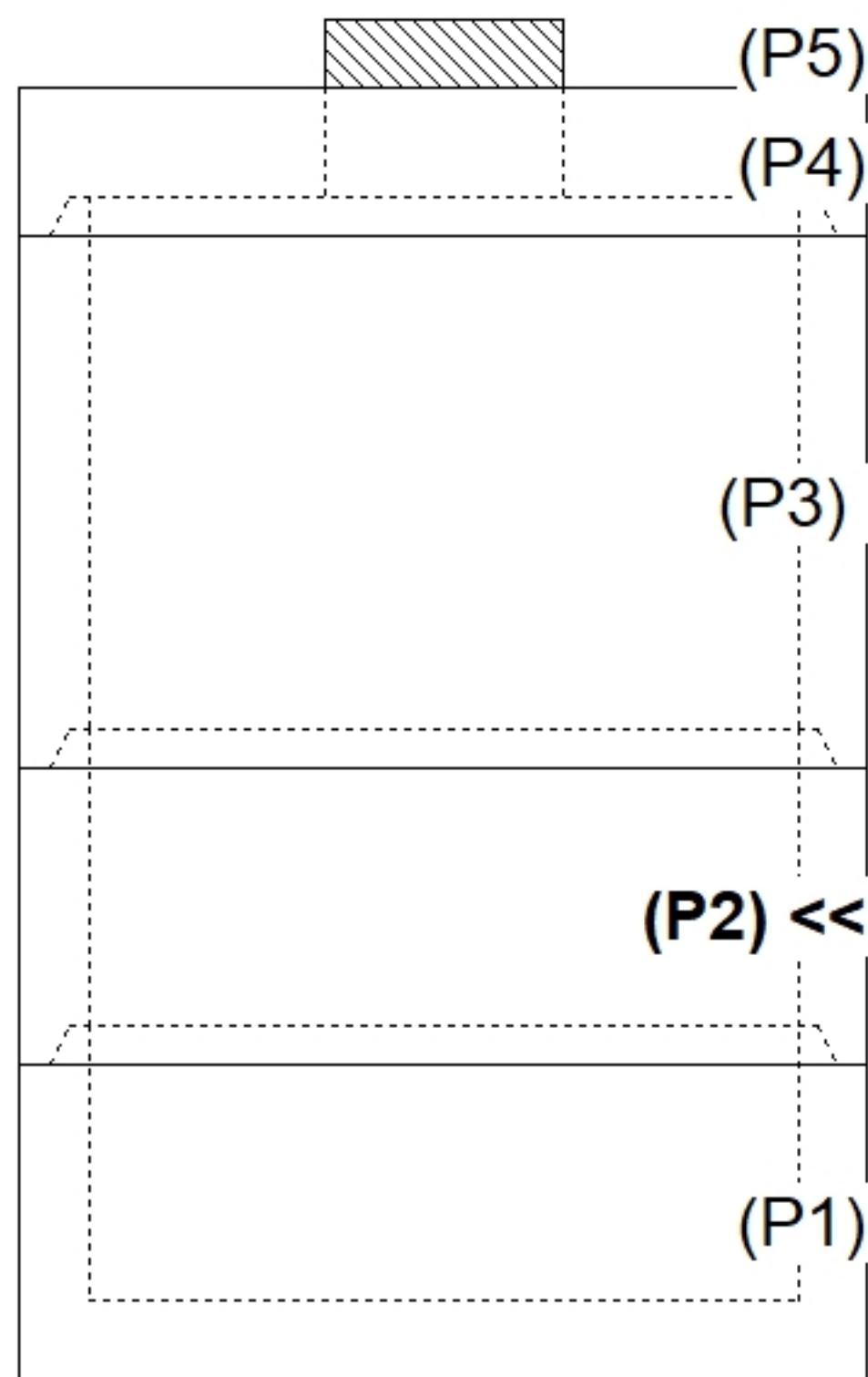
REINFORCING PER ASTM A615 (GRADE 60).

- TOP SLAB (As .62) #5 BARS AT 6" C.C.E.W..
- RISER/WALLS (As .18)
- FLOOR (As .37) #5 BARS AT 10" C.C.E.W.

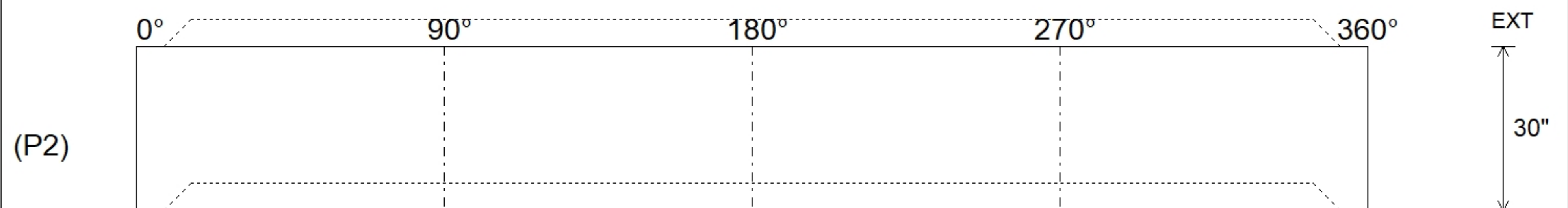
Rim: 471.41' Rim to Invert: 4.15' Slack: 0.8" Sump: 81" Step Position:

Position	Elev	Angle	Ext. (cw)	Pipe	Pipe OD	Connector	Hole	Horz Size	Up (L)	Offset
Invert 1										
Invert 2										
Invert 3										
Invert 4										
Invert 5										
Invert 6										
Invert 7										
Invert 8										

RIGHT-SIDE UP VIEW (int. dimensions)



INSIDE WALL DIMENSIONS



Coating (Int): Coating (Ext):	Seam Up: Tongue Seam Dn: Groove	Wall Thickness: 7" Floor Height: 0"	Height (Int): 30" Height (Ext): 30"	Weight (Net): 4373 lb Volume (Net): 1.12cu.yd
----------------------------------	------------------------------------	--	--	--