

Job Name: 26-1343 - KSFB/KEC Backup Power Supply  
 Job Location: Louisville, KY 40209  
 Contractor: Dan Cristiani Excavating Co. Inc.

Plant: 100  
 4/30/2026 8:06:08 PM

Tech: Jared- F  
 PC: J.Jarvis



**Structure ID: CB-2**

**P1 BX2436-08BVF**

**BOX BASE 8inW, 8inF, Variable Ht F/n**

- P2) 24" x 36" - CASTING HEIGHT - 4"
- P1) 24" x 36" - BOX BASE 8inW, 8inF, Variable Ht F/n - 32"
- 1) CASTING - HOE 518 F/G
- 1) 24" x 36" - Conseal CS-102 1.00"
- 1) Hole - 18

0 lb  
 4491 lb  
 354 lb  
 0 lb  
 0 lb  
 -----  
 0 lb  
 Structure Total: 4845 lb

Structure Notes:

1. PER ASTM C913 SPECIFICATIONS.
2. CONCRETE = 4,000 PSI AT 28 DAYS.
3. NO STEPS AND NO INVERT CHANNEL.
4. CASTING BY ICAST (HOE 518 F/G).

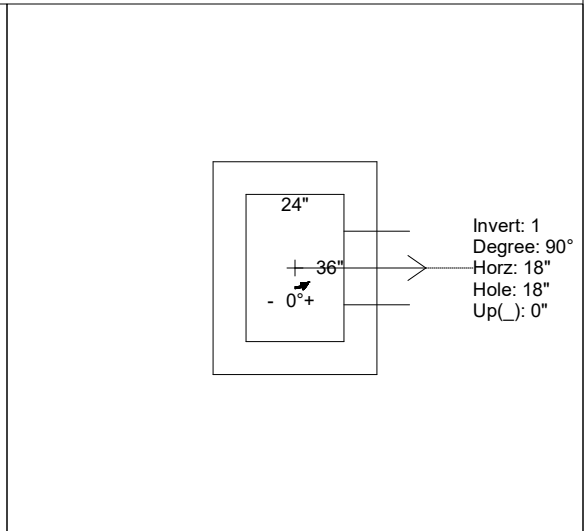
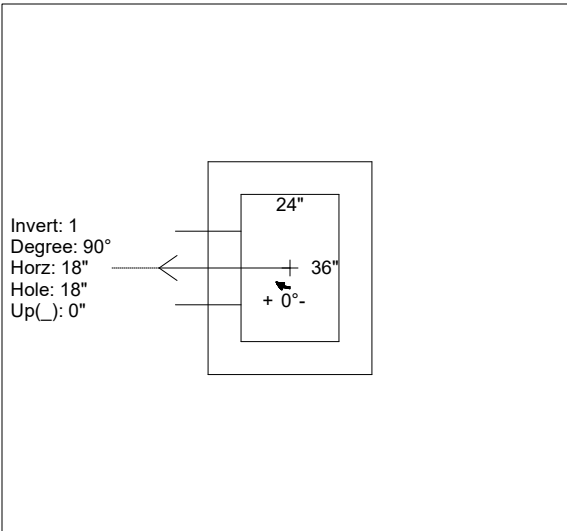
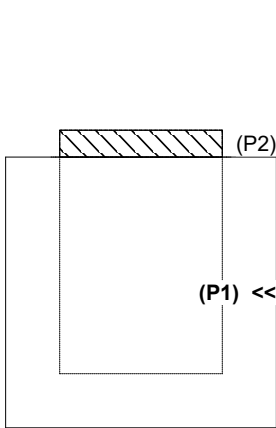
REINFORCING PER ASTM A615 (GRADE 60).  
 - WALLS (As .12) #5 BARS AT 12" C.C.E.W.  
 - FLOOR (As .12) #5 BARS AT 12" C.C.E.W.

Rim: 489.3' Rim to Invert: 3' Slack: 1.25" Sump: 1.25" Step Position:

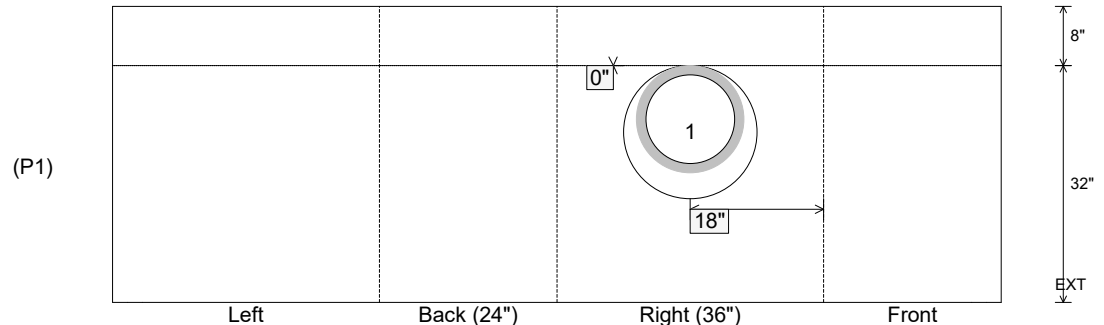
Position	Elev	Angle	Ext. (cw)	Pipe	Pipe OD	Connector	Hole	Horz Size	Up ( )	Offset
Invert 1	486.3'	90°	26"	12" HDPE	14.5"	Hole 18	18"	18"	0"	0"
Invert 2										
Invert 3										
Invert 4										
Invert 5										
Invert 6										
Invert 7										
Invert 8										

RIGHT-SIDE UP VIEW (int. dimensions)

UPSIDE-DOWN VIEW (int. dimenions)



INSIDE WALL DIMENSIONS



Coating (Int):  
 Coating (Ext):

Seam Up: Flat  
 Seam Dn: n/a

Wall Thickness: 8"  
 Floor Height: 8"

Height (Int): 32"  
 Height (Ext): 40"

Weight (Net): 4491 lb  
 Volume (Net): 1.15cu.yd