Job Name: 26-1333 - Mitchell Hill Road Project
Job Location: Louisville, KY 40118
Contractor: Hall Contracting of Kentucky Inc

PC: J. Jarvis
TECH: J. Horsley
Plant: 100

Structure ID: **WALL P8-P9**

Spec: Custom Wall Panel	Rim: 698'	Sump: 48"	Floor (Bot): 686'
Type: Wall Panel 6" Thick	Invert: 690'	Floor (Top): 686'	Overall Height: 12'
Size: 77" x 6"	Rim to Invert: 8'	Floor Height: 0"	Slack: 0"

Structure Notes: .
1. PER ASTM C913 SPECIFICATIONS.
2. CONCRETER = 4,000 PSI AT 28" DAYS.
3. SMOOTH FORM FINISH ON THE FRONT SURFACE.
4. 3/4" CHAMFER ON ALL LONG EDGES.

.
REINFORCING PER ASTM A615 (GRADE 60).
-VERTICAL BARS = #4 BARS AT 12" C/C
-HORIZONTAL BARS = #6 BARS EQUALLY SPACED (10" MAX.)

STRUCTURE SUMMARY:

P4) 77" x 6" - WALL PANEL 6" THICK F/F - 3.00' HT x 6.42' LONG	1398 lb
P3) 77" x 6" - WALL PANEL 6" THICK F/F - 3.00' HT x 6.42' LONG	1398 lb
P2) 77" x 6" - WALL PANEL 6" THICK F/F - 3.00' HT x 6.42' LONG	1398 lb
P1) 77" x 6" - WALL PANEL 6" THICK F/F - 3.00' HT x 6.42' LONG	1398 lb
1) Hole - 2	0 lb
Structure Total:	5591 lb

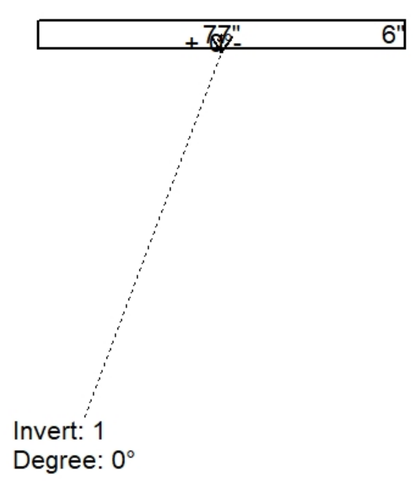

Position	Elev	Angle	Pipe	Pipe OD	Hole	Connector	Up (_)	Ref
Rim	698'							
Reducer								
Invert 1	690'	0°	2" WEEP HOLE	2"	2"	Hole 2	12"	P2
Invert 2								
Invert 3								
Invert 4								
Invert 5								
Invert 6								
Invert 7								
Invert 8								



Cast (Int. Dim.) - Interior Dimensions

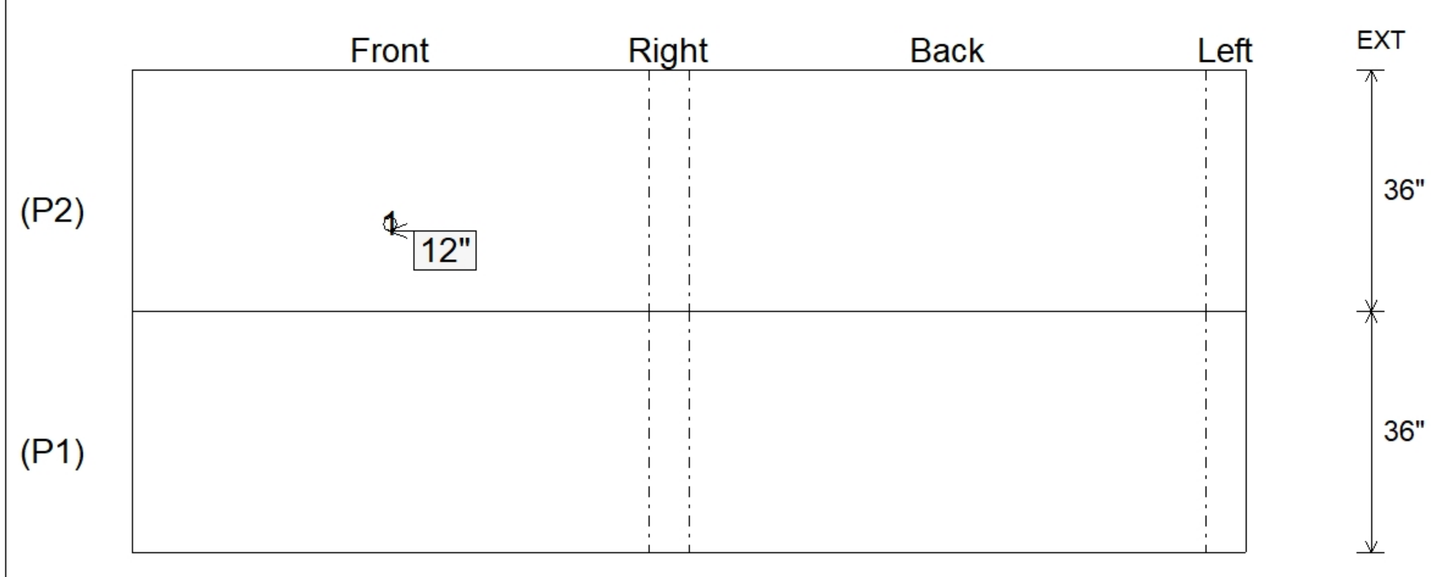

Submittal Drawing
6/16/2026 12:59:07 PM

SUBMITTAL
APPROVED BY: