

Job Name: 26-1326 ADS 15 Meritage Homes	Plant: Beaver Dam	Tech: S. Felletter	
Job Location: Antioch, TN Contractor: ADS Advanced Drainage Systems, Inc.	2/24/2026 8:34:52 AM	PC: C. Goff	

Structure ID: WQU3-4

P1 MH048BA18

MH BASE T/n

P5) 24" - CASTING HEIGHT - 7"	0 lb
P4) 48" - MH FLAT TOP w/ 24" Center Hole F/G - 12"	1580 lb
P3) 48" - MH RISER T/G - 72"	4563 lb
P2) 48" - MH RISER T/G - 36"	2515 lb
P1) 48" - MH BASE T/n - 18"	2588 lb
1) ASSEMBLY REQUIRED	0 lb
1) CASTING - HOE MC-375 F/C Storm	271 lb
3) 48" - Conseal CS-102 1.00" (Double)	0 lb
2) Hole - 26	0 lb
Structure Total:	11517 lb

Structure Notes:

- PER ASTM C478 SPECIFICATIONS.
- CONCRETE = 4,000 PSI AT 28 DAYS.
- CASTING BY ICAST (HOE MC-375 F/C "STORM").
- LIFTING ANCHORS TO BE INSTALLED ON THE OUTSIDE OF THE STRUCTURE.
- P2 & P3 RISERS TO BE MECHANICALLY ATTACHED BEFORE INTERNAL INSTALLATION/DELIVERY.

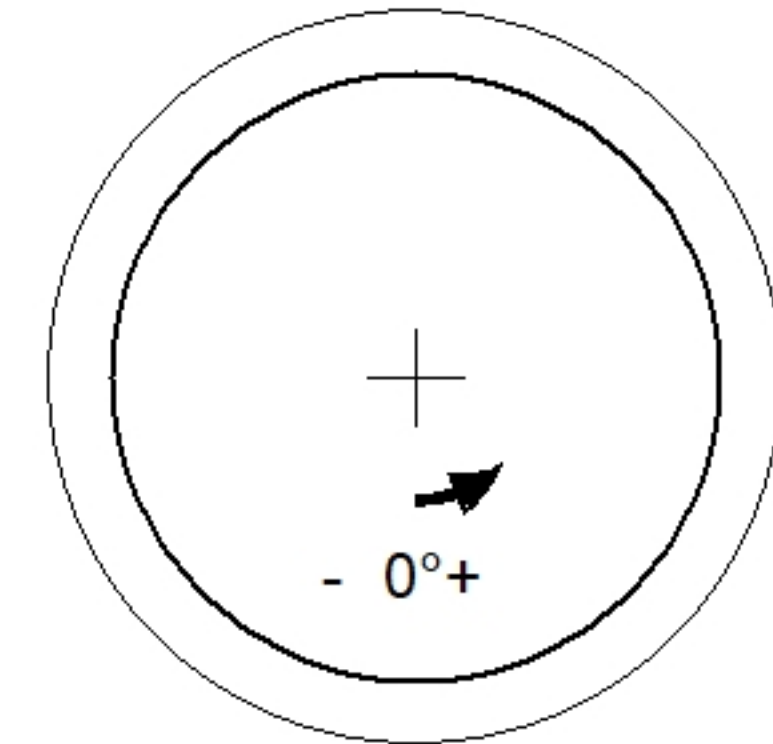
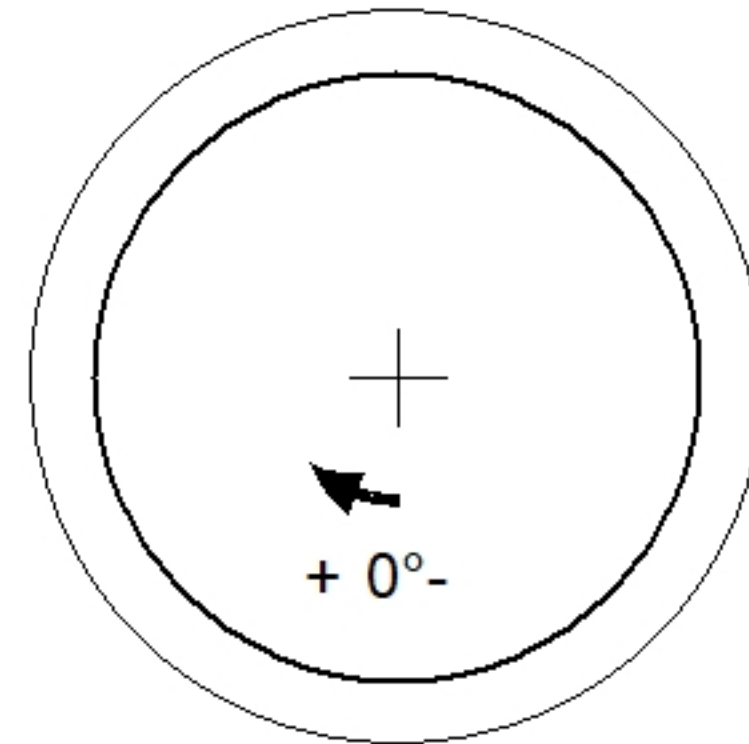
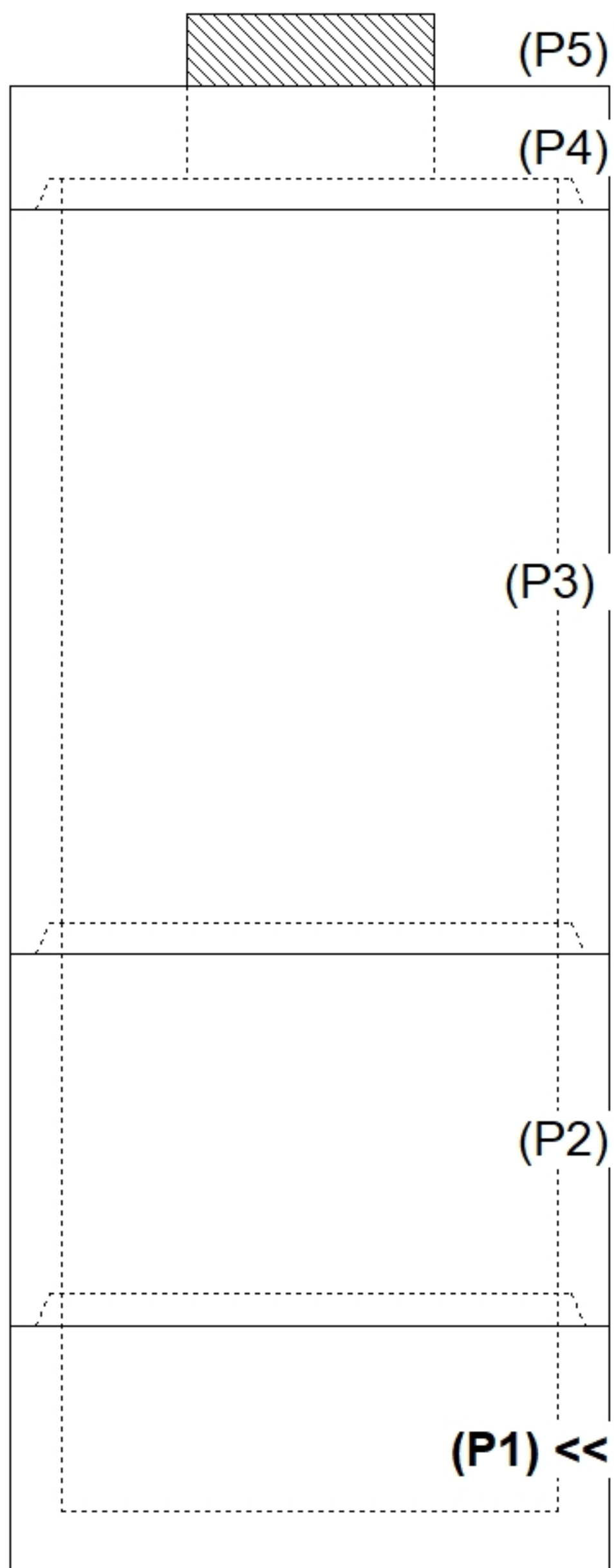
REINFORCING PER ASTM A615 (GRADE 60).
 - TOP SLAB (As .62) #5 BARS AT 6" C.C.E.W..
 - RISER/WALLS (As .12)
 - FLOOR (As .31) #5 BARS AT 12" C.C.E.W.

Rim: 617.87' Rim to Invert: 5.85' Slack: 6.2" Sump: 81" Step Position:

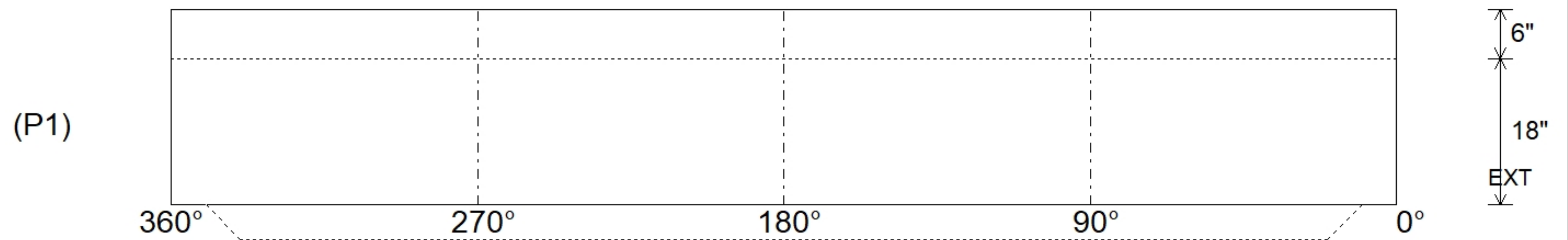
Position	Elev	Angle	Ext. (cw)	Pipe	Pipe OD	Connector	Hole	Horz Size	Up (L)	Offset
Invert 1										
Invert 2										
Invert 3										
Invert 4										
Invert 5										
Invert 6										
Invert 7										
Invert 8										

RIGHT-SIDE UP VIEW (int. dimensions)

UPSIDE-DOWN VIEW (int. dimenions)



INSIDE WALL DIMENSIONS



Coating (Int):	Seam Up: Tongue	Wall Thickness: 5"	Height (Int): 18"	Weight (Net): 2588 lb
Coating (Ext):	Seam Dn: n/a	Floor Height: 6"	Height (Ext): 24"	Volume (Net): 0.66cu.yd