

Job Name: 26-1322B - KYTC Warren Co Call 104 (261503)
 Job Location: Bowling Green, KY
 Contractor: Cumberland Pipeline LLC

Plant: 100
 4/21/2026 3:37:00 PM

Tech: Jared - A
 PC: Celina Goff



Structure ID: 258-79 SS-MH

P2 MH048RS24

MH RISER T/G

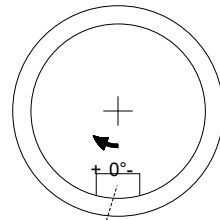
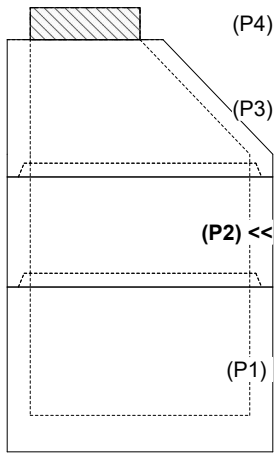
| | |
|---|----------------|
| P4) 24" - CASTING HEIGHT - 7" | 0 lb |
| P3) 48" - ECC CONE w/ 24" HOLE F/G - 30" | 2050 lb |
| P2) 48" - MH RISER T/G - 24" | 1677 lb |
| P1) 48" - MH BASE (08"F) T/n - 28" | 3634 lb |
| 1) 48" - MH INVERT CHANNEL - FULL HEIGHT | 1440 lb |
| 1) JOINT WRAP - 0.065"x6"x50' CONSEAL CS212 | 0 lb |
| 1) JOINT WRAP PRIMER - CONSEAL CS-75 (1 gal.) | 0 lb |
| 1) CASTING - HOE MC-375 F/C BGMU Sanitary | 271 lb |
| 2) 48" - Conseal CS-102 1.00" (Double) | 0 lb |
| 2) PSX - 12-08 NYLO | 16 lb |
| 7) MH Step ML-10-TDS-NCR - 10" | 0 lb |
| Structure Total: | 9088 lb |

Structure Notes:
 1. PER KYTC & ASTM C-478 SPECIFICATIONS
 2. CONCRETE: 4,000 PSI AT 28 DAYS
 3. REINFORCEMENT: PER ASTM A615
 4. STEPS AT 0 DEGREES
 5. HOE MC-375 FRAME & COVER "BGMU SANITARY" SUPPLIED BY ICAST

Rim: 495.17' Rim to Invert: 7.42' Slack: 2.04" Sump: 2" Step Position: 0

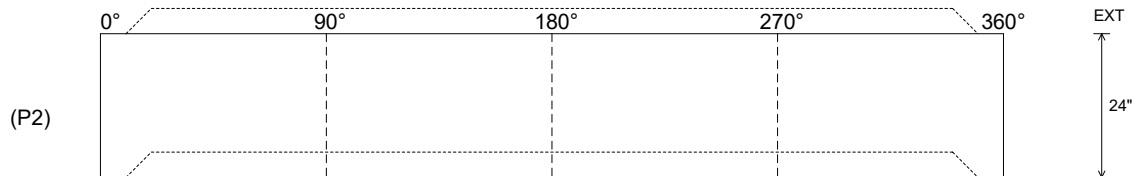
| Position | Elev | Angle | Ext. (cw) | Pipe | Pipe OD | Connector | Hole | Horz Size | Up () | Offset |
|----------|------|-------|-----------|------|---------|-----------|------|-----------|--------|--------|
| Invert 1 | | | | | | | | | | |
| Invert 2 | | | | | | | | | | |
| Invert 3 | | | | | | | | | | |
| Invert 4 | | | | | | | | | | |
| Invert 5 | | | | | | | | | | |
| Invert 6 | | | | | | | | | | |
| Invert 7 | | | | | | | | | | |
| Invert 8 | | | | | | | | | | |

RIGHT-SIDE UP VIEW (int. dimensions)



Step: 0°
 Horz: 0"

INSIDE WALL DIMENSIONS



Coating (Int):
 Coating (Ext):

Seam Up: Tongue
 Seam Dn: Groove

Wall Thickness: 5"
 Floor Height: 0"

Height (Int): 24"
 Height (Ext): 24"

Weight (Net): 1677 lb
 Volume (Net): 0.43cu.yd