

Job Name: 26-1322B - KYTC Warren Co Call 104 (261503)  
 Job Location: Bowling Green, KY  
 Contractor: Cumberland Pipeline LLC

Plant: 100

Tech: Jared - A

4/21/2026 3:37:00 PM

PC: Celina Goff



**Structure ID: 257-78 SS-MH**

**P2 MH048RS24**

**MH RISER T/G**

- P4) 24" - CASTING HEIGHT - 7"
- P3) 48" - ECC CONE w/ 24" HOLE F/G - 24"
- P2) 48" - MH RISER T/G - 24"
- P1) 48" - MH BASE (08"F) T/n - 38"
- 1) 48" - MH INVERT CHANNEL - FULL HEIGHT
- 1) JOINT WRAP - 0.065"x6"x50' CONSEAL CS212
- 1) JOINT WRAP PRIMER - CONSEAL CS-75 (1 gal.)
- 1) CASTING - HOE MC-375 F/C BGMU Sanitary
- 2) 48" - Conseal CS-102 1.00" (Double)
- 2) PSX - 12-08 NYLO
- 6) MH Step ML-10-TDS-NCR - 10"

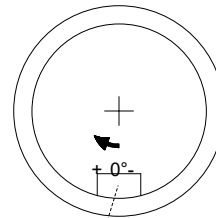
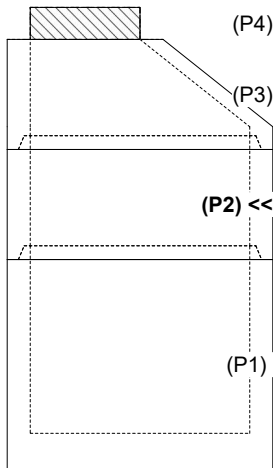
0 lb  
 1550 lb  
 1677 lb  
 4332 lb  
 1440 lb  
 0 lb  
 0 lb  
 271 lb  
 0 lb  
 16 lb  
 0 lb  
 -----  
 Structure Total: 9286 lb

Structure Notes:  
 1. PER KYTC & ASTM C-478 SPECIFICATIONS  
 2. CONCRETE: 4,000 PSI AT 28 DAYS  
 3. REINFORCEMENT: PER ASTM A615  
 4. STEPS AT 0 DEGREES  
 5. HOE MC-375 FRAME & COVER "BGMU SANITARY" SUPPLIED BY ICAST

Rim: 496.09' Rim to Invert: 7.76' Slack: 2.12" Sump: 2" Step Position: 0°

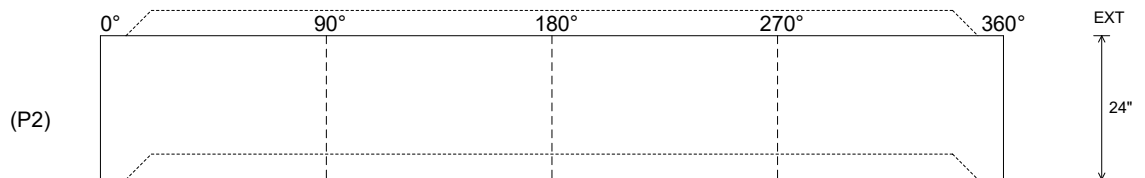
Position	Elev	Angle	Ext. (cw)	Pipe	Pipe OD	Connector	Hole	Horz Size	Up ( )	Offset
Invert 1										
Invert 2										
Invert 3										
Invert 4										
Invert 5										
Invert 6										
Invert 7										
Invert 8										

**RIGHT-SIDE UP VIEW (int. dimensions)**



Step: 0°  
 Horz: 0"

**INSIDE WALL DIMENSIONS**



Coating (Int):  
 Coating (Ext):

Seam Up: Tongue  
 Seam Dn: Groove

Wall Thickness: 5"  
 Floor Height: 0"

Height (Int): 24"  
 Height (Ext): 24"

Weight (Net): 1677 lb  
 Volume (Net): 0.43cu.yd