

Job Name: 26-1322B - KYTC Warren Co Call 104 (261503)	Plant: 100	Tech: Jared - A	
Job Location: Bowling Green, KY Contractor: Cumberland Pipeline LLC	4/21/2026 3:37:03 PM	PC: Celina Goff	

Structure ID: 154-91 SS-MH

P2 MH048RS36

MH RISER T/G

P4) 24" - CASTING HEIGHT - 7"	0 lb
P3) 48" - ECC CONE w/ 24" HOLE F/G - 36"	3000 lb
P2) 48" - MH RISER T/G - 36"	2515 lb
P1) 48" - MH BASE (08"F) T/n - 38"	4257 lb
1) 48" - MH INVERT CHANNEL - FULL HEIGHT	1440 lb
1) JOINT WRAP - 0.065"x6"x50' CONSEAL CS212	0 lb
1) JOINT WRAP PRIMER - CONSEAL CS-75 (1 gal.)	0 lb
1) CASTING - HOE MC-375 F/C BGMU Sanitary	271 lb
2) 48" - Conseal CS-102 1.00" (Double)	0 lb
2) PSX - 16L NYLO	16 lb
8) MH Step ML-10-TDS-NCR - 10"	0 lb
Structure Total:	11499 lb

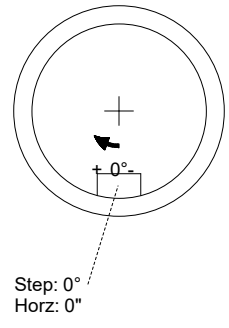
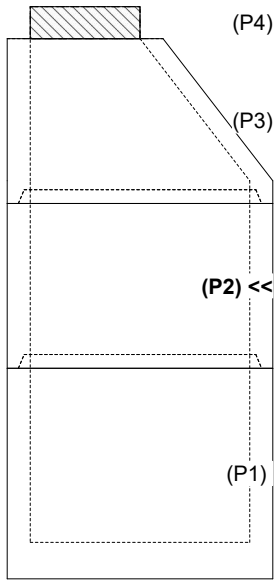
Structure Notes:

1. PER KYTC & ASTM C-478 SPECIFICATIONS
2. CONCRETE: 4,000 PSI AT 28 DAYS
3. REINFORCEMENT: PER ASTM A615
4. STEPS AT 0 DEGREES
5. HOE MC-375 FRAME & COVER "BGMU SANITARY" SUPPLIED BY ICAST

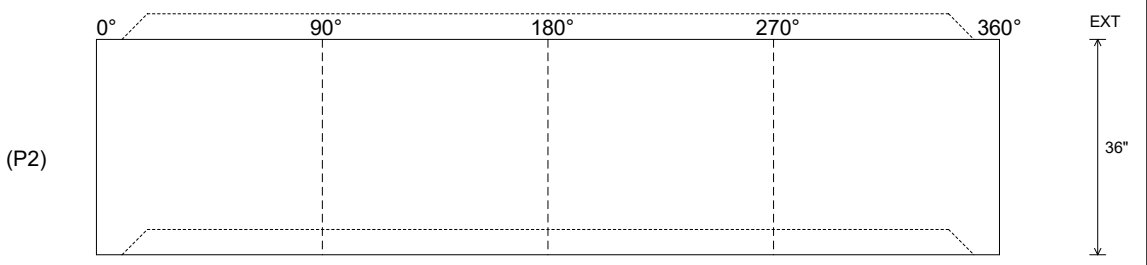
Rim: 533.54' Rim to Invert: 9.71' Slack: 1.52" Sump: 2" Step Position: 0

Position	Elev	Angle	Ext. (cw)	Pipe	Pipe OD	Connector	Hole	Horz Size	Up ()	Offset
Invert 1										
Invert 2										
Invert 3										
Invert 4										
Invert 5										
Invert 6										
Invert 7										
Invert 8										

RIGHT-SIDE UP VIEW (int. dimensions)



INSIDE WALL DIMENSIONS



Coating (Int): Coating (Ext):	Seam Up: Tongue Seam Dn: Groove	Wall Thickness: 5" Floor Height: 0"	Height (Int): 36" Height (Ext): 36"	Weight (Net): 2515 lb Volume (Net): 0.64cu.yd
----------------------------------	------------------------------------	--	--	--