

Job Name: 26-1318 - Red River Ridge
 Job Location: Clarksville, TN 37040
 Contractor: Byard Construction, LLC

Plant: 100
 4/13/2026 1:39:47 PM

Tech: Jared - F
 PC: A. Chambers



Structure ID: G1-12 ST-TCI

P1 BX2896-06BVF

BOX BASE 6inW, 6inF, Variable Ht F/n

- P2) 28" x 96" - CASTING HEIGHT - 6.5"
- P1) 28" x 96" - BOX BASE 6inW, 6inF, Variable Ht F/n - 31"
- 3) CASTING - JBS 3080 SET (F/G/H)
- 1) Hole - 24

0 lb
 6193 lb
 1500 lb
 0 lb

 Structure Total: 7693 lb

- Structure Notes:
1. PER ASTM C913 SPECIFICATIONS.
 2. CONCRETE = 4,000 PSI AT 28 DAYS.
 3. NO STEPS AND NO INVERT CHANNEL.
 4. CASTING BY ICAST (JBS 3080 TRIPLE SET (F/G/H))

REINFORCING PER ASTM A615 (GRADE 60).
 - WALLS (As .12) #5 BARS AT 12" C.C.E.W.
 - FLOOR (As .12) #5 BARS AT 12" C.C.E.W.

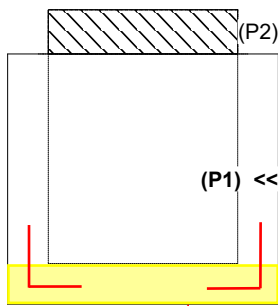
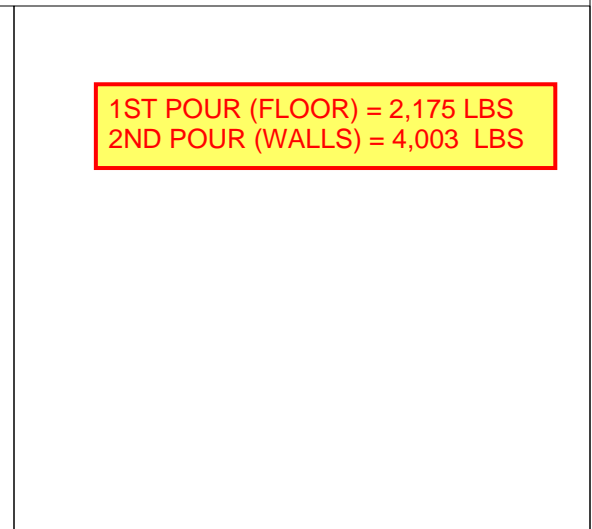
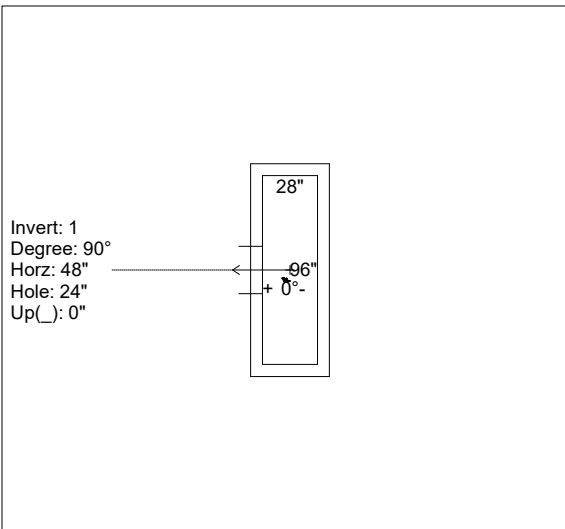
Rim: 467.5' Rim to Invert: 3' Slack: 0.125" Sump: 1.625" Step Position:

Position	Elev	Angle	Ext. (cw)	Pipe	Pipe OD	Connector	Hole	Horz Size	Up (↓)	Offset
Invert 1	464.5'	90°	54"	18" HDPE	21.2"	Hole 24	24"	24"	0"	0"
Invert 2										
Invert 3										
Invert 4										
Invert 5										
Invert 6										
Invert 7										
Invert 8										

RIGHT-SIDE UP VIEW (int. dimensions)

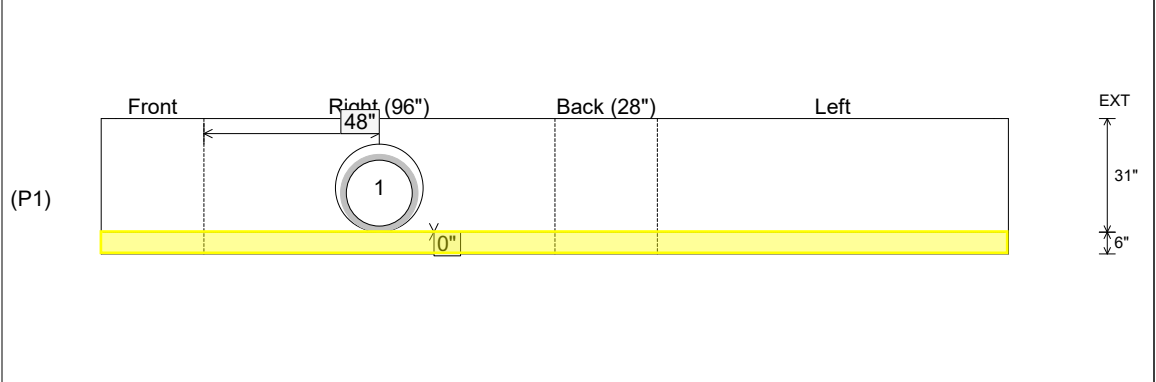
UPSIDE-DOWN VIEW (int. dimensions)

1ST POUR (FLOOR) = 2,175 LBS
 2ND POUR (WALLS) = 4,003 LBS



1ST POUR (FLOOR)
 STUB #5 L BARS OUT TOP
 FLOOR, SPA AT
 12" C/C FOR
 CONNECTING WALLS

INSIDE WALL DIMENSIONS



Coating (Int): Coating (Ext):	Seam Up: Flat Seam Dn: n/a	Wall Thickness: 6" Floor Height: 6"	Height (Int): 31" Height (Ext): 37"	Weight (Net): 6193 lb Volume (Net): 1.58cu.yd
----------------------------------	-------------------------------	--	--	--

Job Name: 26-1318 - Red River Ridge
 Job Location: Clarksville, TN 37040
 Contractor: Byard Construction, LLC

Plant: 100
 4/13/2026 1:39:47 PM

Tech: Jared - F
 PC: A. Chambers



Structure ID: G1-12 ST-TCI

P1A BX2896-06BVF

BOX BASE 6inW, 6inF, Variable Ht F/n

- P2) 28" x 96" - CASTING HEIGHT - 6.5"
- P1) 28" x 96" - BOX BASE 6inW, 6inF, Variable Ht F/n - 31"
- 3) CASTING - JBS 3080 SET (F/G/H)
- 1) Hole - 24

0 lb
 6193 lb
 1500 lb
 0 lb

 Structure Total: 7693 lb

- Structure Notes:**
1. PER ASTM C913 SPECIFICATIONS.
 2. CONCRETE = 4,000 PSI AT 28 DAYS.
 3. NO STEPS AND NO INVERT CHANNEL.
 4. CASTING BY ICAST (JBS 3080 TRIPLE SET (F/G/H))

REINFORCING PER ASTM A615 (GRADE 60).
 - WALLS (As .12) #5 BARS AT 12" C.C.E.W.
 - FLOOR (As .12) #5 BARS AT 12" C.C.E.W.

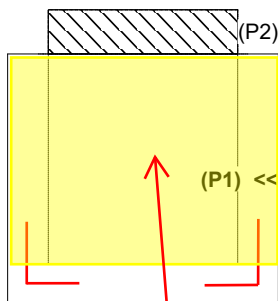
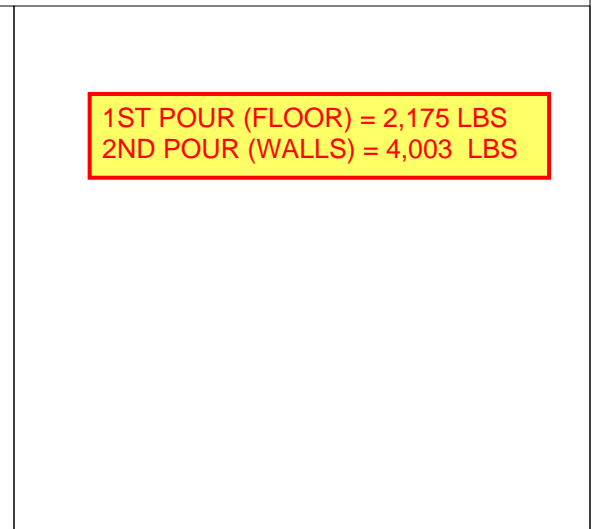
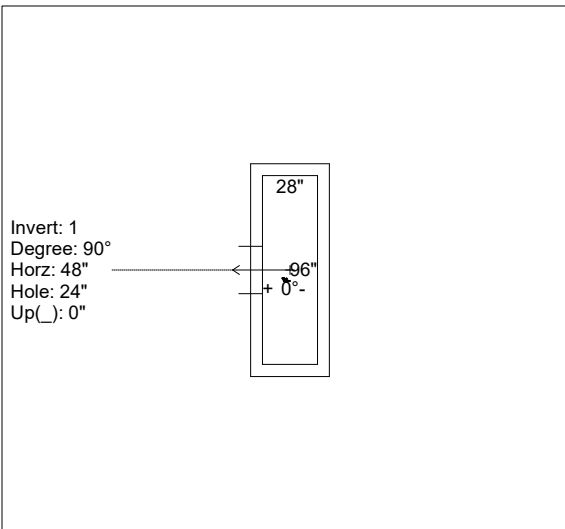
Rim: 467.5' Rim to Invert: 3' Slack: 0.125" Sump: 1.625" Step Position:

Position	Elev	Angle	Ext. (cw)	Pipe	Pipe OD	Connector	Hole	Horz Size	Up (↓)	Offset
Invert 1	464.5'	90°	54"	18" HDPE	21.2"	Hole 24	24"	24"	0"	0"
Invert 2										
Invert 3										
Invert 4										
Invert 5										
Invert 6										
Invert 7										
Invert 8										

RIGHT-SIDE UP VIEW (int. dimensions)

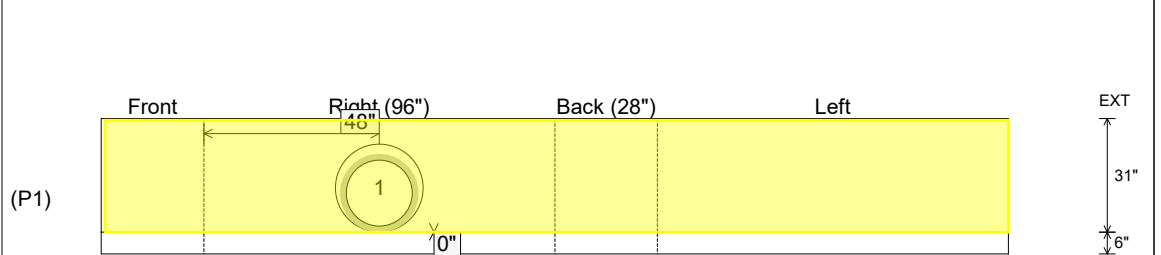
UPSIDE-DOWN VIEW (int. dimenions)

**1ST POUR (FLOOR) = 2,175 LBS
 2ND POUR (WALLS) = 4,003 LBS**



2ND POUR (WALLS)

INSIDE WALL DIMENSIONS



Coating (Int):
 Coating (Ext):

Seam Up: Flat
 Seam Dn: n/a

Wall Thickness: 6"
 Floor Height: 6"

Height (Int): 31"
 Height (Ext): 37"

Weight (Net): 6193 lb
 Volume (Net): 1.58cu.yd