

Job Name: 26-1318 - Red River Ridge
 Job Location: Clarksville, TN 37040
 Contractor: Byard Construction, LLC

Plant: 100
 4/13/2026 1:39:46 PM

Tech: Jared - F
 PC: A. Chambers



Structure ID: F9-10 ST-CI

P1 MH048BAVF

MH BASE Custom Ht T/n

- P3) 24" x 36" - CASTING HEIGHT - 6.5"
- P2) 48" - MH FLAT TOP w/24"x36" Hole F/G - 12"
- P1) 48" - MH BASE Custom Ht T/n - 40"
- 1) CASTING - JBS 3080 SET (F/G/H)
- 1) 48" - Conseal CS-102 1.00"
- 1) 24" x 36" - Conseal CS-102 1.00"
- 1) Hole - 18
- 3) MH Step ML-10-TDS-NCR - 10"

0 lb
 1300 lb
 4016 lb
 500 lb
 0 lb
 0 lb
 0 lb
 0 lb

 Structure Total: 5816 lb

Structure Notes:
 1. PER ASTM C478 SPECIFICATIONS.
 2. CONCRETE = 4,000 PSI AT 28 DAYS.
 3. NO INVERT CHANNEL.
 4. CASTING BY ICAST (JBS 3080 SINGLE SET (F/G/H)).

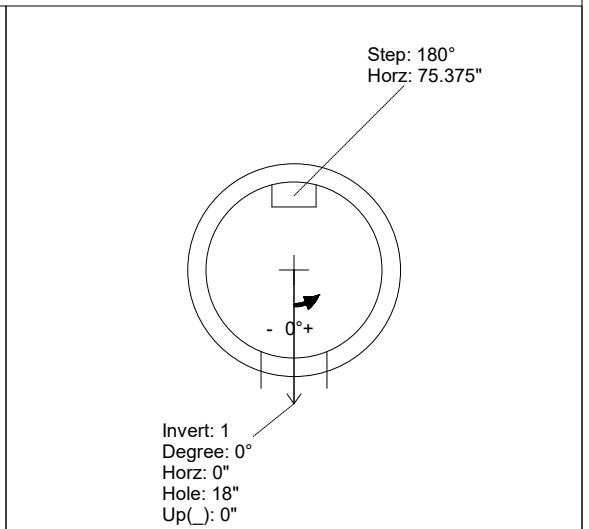
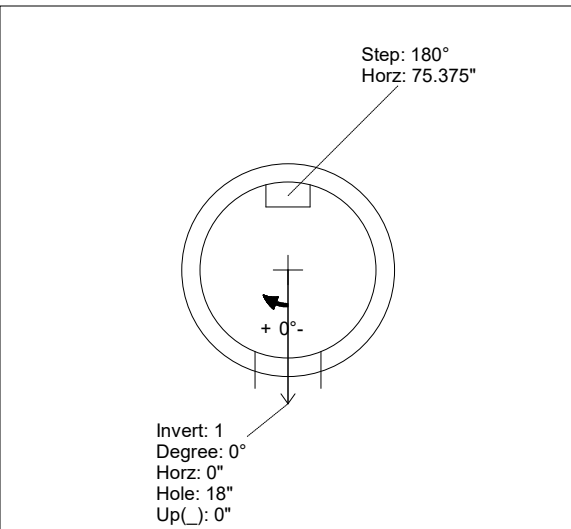
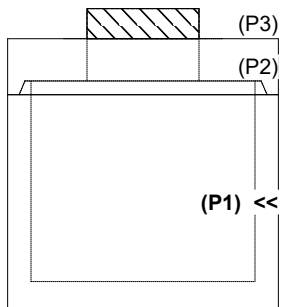
REINFORCING PER ASTM A615 (GRADE 60).
 - TOP SLAB (As .62) #5 BARS AT 6" C.C.E.W..
 - RISER/WALLS (As .12)
 - FLOOR (As .31) #5 BARS AT 12" C.C.E.W.

Rim: 462.9' Rim to Invert: 4.9' Slack: 0.8" Sump: 0.5" Step Position: 180

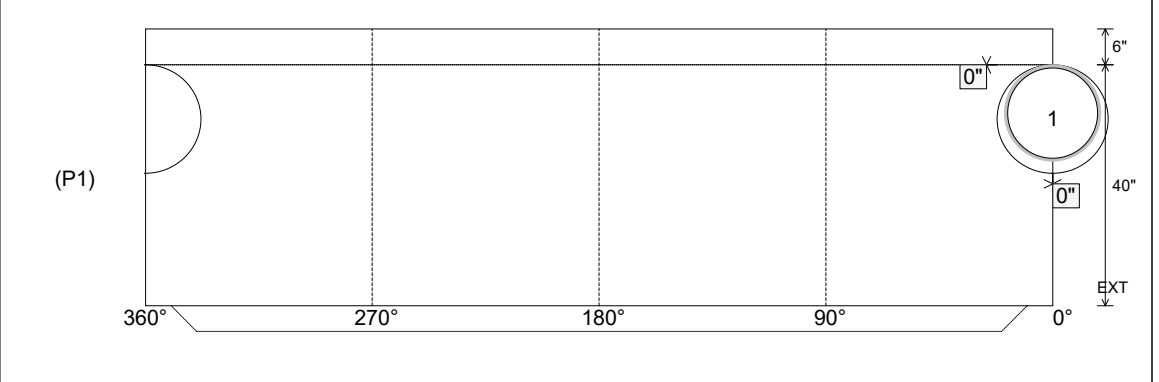
Position	Elev	Angle	Ext. (cw)	Pipe	Pipe OD	Connector	Hole	Horz Size	Up ()	Offset
Invert 1	458'	0°	0"	15" CMP	16"	Hole 18	18"	18.451"	0"	0"
Invert 2										
Invert 3										
Invert 4										
Invert 5										
Invert 6										
Invert 7										
Invert 8										

RIGHT-SIDE UP VIEW (int. dimensions)

UPSIDE-DOWN VIEW (int. dimensions)



INSIDE WALL DIMENSIONS



Coating (Int): Coating (Ext):	Seam Up: Tongue Seam Dn: n/a	Wall Thickness: 5" Floor Height: 6"	Height (Int): 40" Height (Ext): 46"	Weight (Net): 4016 lb Volume (Net): 1.03cu.yd
----------------------------------	---------------------------------	--	--	--