

Job Name: 26-1318 - Red River Ridge
 Job Location: Clarksville, TN 37040
 Contractor: Byard Construction, LLC

Plant: 100
 4/13/2026 1:39:44 PM

Tech: Jared - F
 PC: A. Chambers



Structure ID: F6-7 ST-DCI

P1 BX2864-06BA60

BOX BASE 6inW, 6inF F/n

- P2) 28" x 64" - CASTING HEIGHT - 6.50"
- P1) 28" x 64" - BOX BASE 6inW, 6inF F/n - 60"
- 2) CASTING - JBS 3080 SET (F/G/H)
- 1) 28" x 64" - Conseal CS-102 1.00"
- 2) Hole - 28"

0 lb
 7349 lb
 1000 lb
 0 lb
 0 lb

 Structure Total: 8349 lb

Structure Notes:
 1. PER ASTM C913 SPECIFICATIONS.
 2. CONCRETE = 4,000 PSI AT 28 DAYS.
 3. NO STEPS AND NO INVERT CHANNEL.
 4. CASTING BY ICAST (JBS 3080 DOUBLE SET (F/G/H))

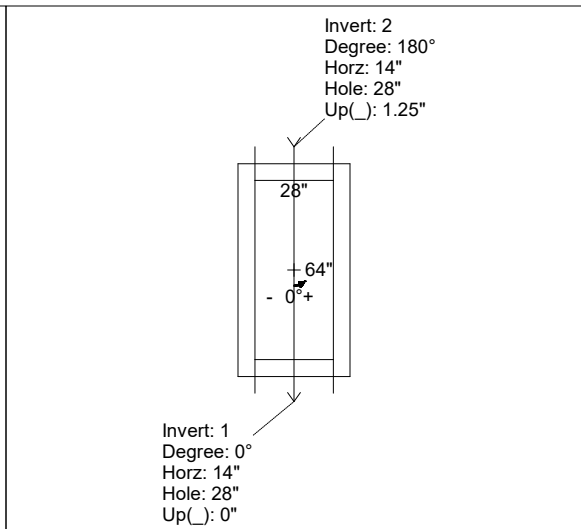
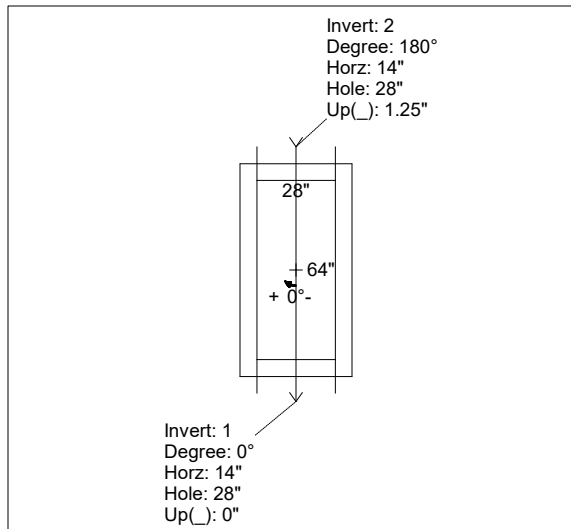
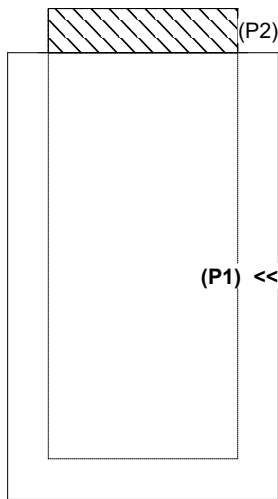
REINFORCING PER ASTM A615 (GRADE 60).
 - WALLS (As .31) #5 BARS AT 12" C.C.E.W.
 - FLOOR (As .31) #5 BARS AT 12" C.C.E.W.

Rim: 468.57' Rim to Invert: 5.57' Slack: 0.84" Sump: 0.5" Step Position:

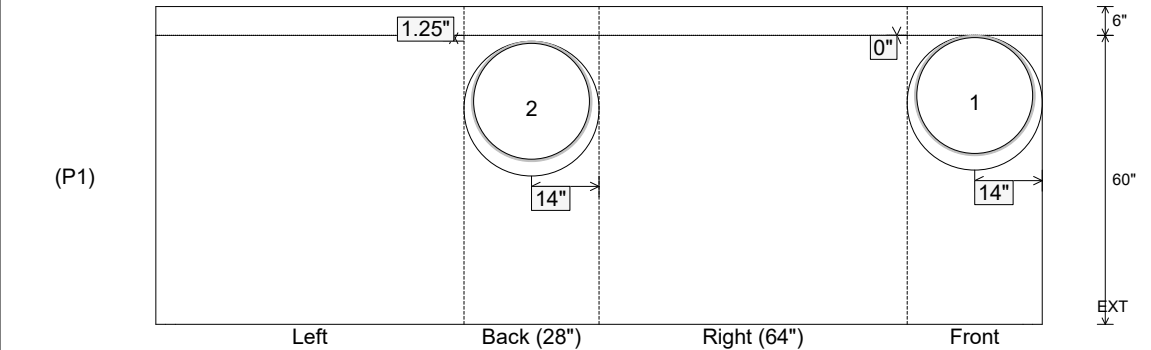
Position	Elev	Angle	Ext. (cw)	Pipe	Pipe OD	Connector	Hole	Horz Size	Up ()	Offset
Invert 1	463'	0°	20"	24" CMP	25"	Hole 28	28"	28"	0"	0"
Invert 2	463.1'	180°	20"	24" CMP	25"	Hole 28	28"	28"	1.25"	0"
Invert 3										
Invert 4										
Invert 5										
Invert 6										
Invert 7										
Invert 8										

RIGHT-SIDE UP VIEW (int. dimensions)

UPSIDE-DOWN VIEW (int. dimensions)



INSIDE WALL DIMENSIONS



Coating (Int):
 Coating (Ext):

Seam Up: Flat
 Seam Dn: n/a

Wall Thickness: 6"
 Floor Height: 6"

Height (Int): 60"
 Height (Ext): 66"

Weight (Net): 7349 lb
 Volume (Net): 1.88cu.yd