

Job Name: 26-1303 - Hale Ave & Woods Ferry Rd. Stormwater  
 Job Location: Gallatin, TN 37066  
 Contractor: Stewart Richey

Plant: 100  
 4/13/2026 7:05:22 PM

Tech: Jared - F  
 PC: T. Lewis



**Structure ID: 122-15 ST-CI**

**P1 BX3030-06BA60**

**BOX BASE 6inW, 6inF F/n**

- P2) 30" x 30" - CASTING HEIGHT - 7.50"
- P1) 30" x 30" - BOX BASE 6inW, 6inF F/n - 60"
- 1) CASTING - JBS 3300 F/G/H - Single Curb Inlet
- 1) 30" x 30" - Conseal CS-102 1.00"
- 1) Hole - 26

0 lb  
 4971 lb  
 250 lb  
 0 lb  
 0 lb  
 -----  
 Structure Total: 5221 lb

**Structure Notes:**  
 1. PER ASTM C913 SPECIFICATIONS.  
 2. CONCRETE = 4,000 PSI AT 28 DAYS.  
 3. NO STEPS AND NO INVERT CHANNEL.  
 4. CASTING BY ICAST (JBS 3300 F/G/H - SINGLE CURB INLET)

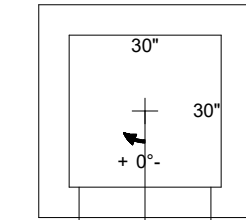
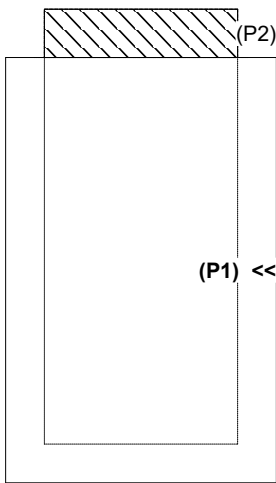
REINFORCING PER ASTM A615 (GRADE 60).  
 - WALLS (As .12) #5 BARS AT 12" C.C.E.W.  
 - FLOOR (As .12) #5 BARS AT 12" C.C.E.W.

Rim: 555.55' Rim to Invert: 5.69' Slack: 0.78" Sump: 0" Step Position:

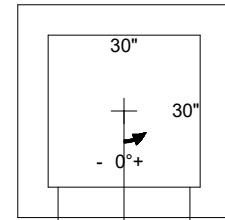
Position	Elev	Angle	Ext. (cw)	Pipe	Pipe OD	Connector	Hole	Horz Size	Up ( )	Offset
Invert 1	549.86'	0°	21"	18" RCP B WALL	23"	Hole 26	26"	26"	-2.5"	0"
Invert 2										
Invert 3										
Invert 4										
Invert 5										
Invert 6										
Invert 7										
Invert 8										

RIGHT-SIDE UP VIEW (int. dimensions)

UPSIDE-DOWN VIEW (int. dimenions)

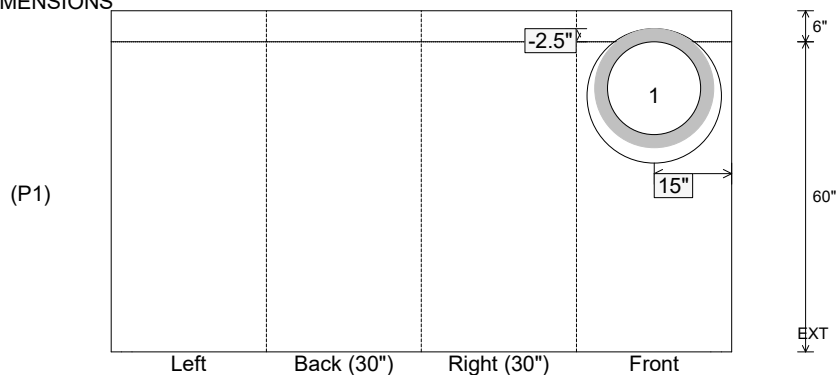


Invert: 1  
 Degree: 0°  
 Horz: 15"  
 Hole: 26"  
 Up( ): -2.5"



Invert: 1  
 Degree: 0°  
 Horz: 15"  
 Hole: 26"  
 Up( ): -2.5"

INSIDE WALL DIMENSIONS



Coating (Int):  
 Coating (Ext):

Seam Up: Flat  
 Seam Dn: n/a

Wall Thickness: 6"  
 Floor Height: 6"

Height (Int): 60"  
 Height (Ext): 66"

Weight (Net): 4971 lb  
 Volume (Net): 1.27cu.yd