

Job Name: 26-1303 - Hale Ave & Woods Ferry Rd. Stormwater
 Job Location: Gallatin, TN 37066
 Contractor: Stewart Richey

Plant: 100
 4/13/2026 7:05:20 PM

Tech: Jared - F
 PC: T. Lewis



Structure ID: 120-12 ST-TCI

P1 BX2896-06BVF

BOX BASE 6inW, 6inF, Variable Ht F/n

- P2) 28" x 96" - CASTING HEIGHT - 7.5"
- P1) 28" x 96" - BOX BASE 6inW, 6inF, Variable Ht - 43"
- 1) Conseal CS-102 1.00" (Single)
- 1) SECONDARY POUR - WALLS
- 1) CASTING - JBS 3300 F/G/H - Triple Curb Inlet
- 2) Hole - 32
- 4) LINTEL BAR SLOT - 7"x1"

- 0 lb
 7442 lb
 0 lb
 0 lb
 750 lb
 0 lb
 0 lb

 0 lb
- Structure Notes:**
1. PER ASTM C913 SPECIFICATIONS.
 2. CONCRETE = 4,000 PSI AT 28 DAYS.
 3. NO STEPS AND NO INVERT CHANNEL.
 4. CASTING BY ICAST (JBS 3300 F/G/H - TRIPLE CURB INLET).

Structure Total: 8192 lb

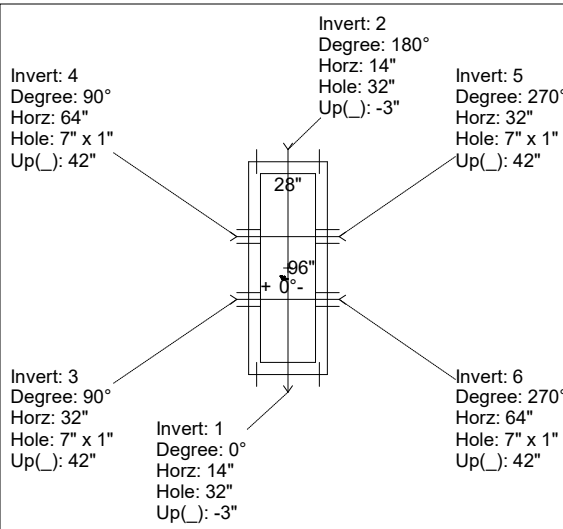
REINFORCING PER ASTM A615 (GRADE 60).
 - WALLS (As .12) #5 BARS AT 12" C.C.E.W.
 - FLOOR (As .12) #5 BARS AT 12" C.C.E.W.

Rim: 558.74' Rim to Invert: 4.25' Slack: 0.5' Sump: 0' Step Position:

Position	Elev	Angle	Ext. (cw)	Pipe	Pipe OD	Connector	Hole	Horz Size	Up ()	Offset
Invert 1	554.49'	0°	20"	24" RCP B WALL	30"	Hole 32	32"	30"	-3"	0"
Invert 2	554.49'	180°	20"	24" RCP B WALL	30"	Hole 32	32"	30"	-3"	0"
Invert 3	557.985'	90°	38"	7" x 1" LINTEL BAR SLOT	7" x 1"	LINTEL BAR SLOT 7"x1"	7" x 1"	7"	42"	-16"
Invert 4	557.985'	90°	70"	7" x 1" LINTEL BAR SLOT	7" x 1"	LINTEL BAR SLOT 7"x1"	7" x 1"	7"	42"	16"
Invert 5	557.985'	270°	38"	7" x 1" LINTEL BAR SLOT	7" x 1"	LINTEL BAR SLOT 7"x1"	7" x 1"	7"	42"	-16"
Invert 6	557.985'	270°	70"	7" x 1" LINTEL BAR SLOT	7" x 1"	LINTEL BAR SLOT 7"x1"	7" x 1"	7"	42"	16"
Invert 7										
Invert 8										

RIGHT-SIDE UP VIEW (int. dimensions)

UPSIDE-DOWN VIEW (int. dimensions)

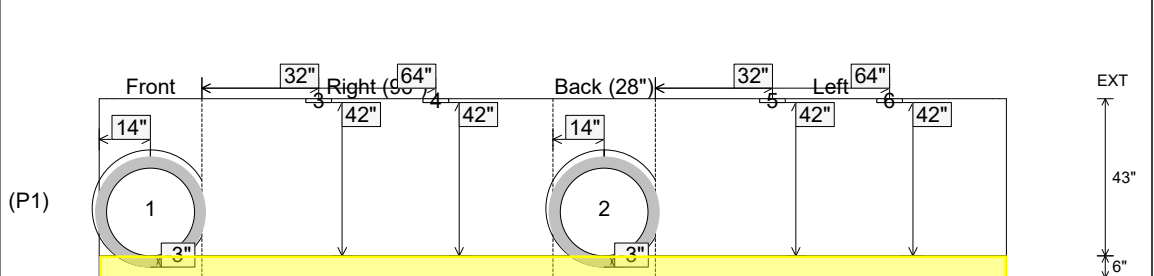


**1ST POUR (FLOOR) = 2,175 LBS
 2ND POUR (WALLS) = 5,267 LBS**



**1ST POUR (FLOOR)
 STUB #5 L BARS OUT TOP
 FLOOR, SPA AT
 12" C/C FOR
 CONNECTING WALLS**

INSIDE WALL DIMENSIONS



Coating (Int):
 Coating (Ext):

Seam Up: Flat
 Seam Dn: n/a

Wall Thickness: 6"
 Floor Height: 6"

Height (Int): 43"
 Height (Ext): 49"

Weight (Net): 7442 lb
 Volume (Net): 1.9cu.yd

Job Name: 26-1303 - Hale Ave & Woods Ferry Rd. Stormwater
 Job Location: Gallatin, TN 37066
 Contractor: Stewart Richey

Plant: 100
 4/13/2026 7:05:20 PM

Tech: Jared - F
 PC: T. Lewis



Structure ID: 120-12 ST-TCI

P1 BX2896-06BVF

BOX BASE 6inW, 6inF, Variable Ht F/n

- P2) 28" x 96" - CASTING HEIGHT - 7.5"
- P1) 28" x 96" - BOX BASE 6inW, 6inF, Variable Ht - 43"
- 1) Conseal CS-102 1.00" (Single)
- 1) SECONDARY POUR - WALLS
- 1) CASTING - JBS 3300 F/G/H - Triple Curb Inlet
- 2) Hole - 32
- 4) LINTEL BAR SLOT - 7"x1"

- 0 lb
 7442 lb
 0 lb
 0 lb
 750 lb
 0 lb
 0 lb

 8192 lb
- Structure Notes:**
 1. PER ASTM C913 SPECIFICATIONS.
 2. CONCRETE = 4,000 PSI AT 28 DAYS.
 3. NO STEPS AND NO INVERT CHANNEL.
 4. CASTING BY ICAST (JBS 3300 F/G/H - TRIPLE CURB INLET).

Structure Total: 8192 lb

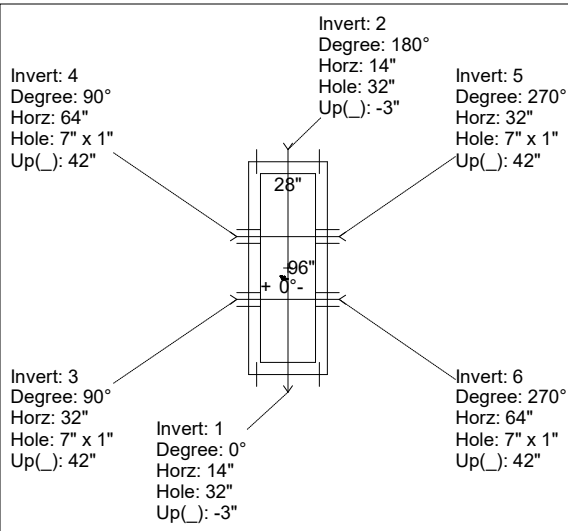
REINFORCING PER ASTM A615 (GRADE 60).
 - WALLS (As .12) #5 BARS AT 12" C.C.E.W.
 - FLOOR (As .12) #5 BARS AT 12" C.C.E.W.

Rim: 558.74' Rim to Invert: 4.25' Slack: 0.5' Sump: 0' Step Position:

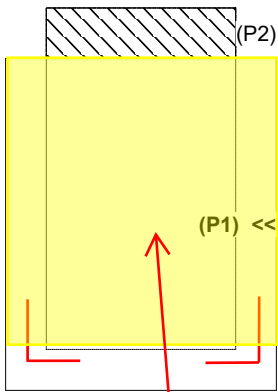
Position	Elev	Angle	Ext. (cw)	Pipe	Pipe OD	Connector	Hole	Horz Size	Up ()	Offset
Invert 1	554.49'	0°	20"	24" RCP B WALL	30"	Hole 32	32"	30"	-3"	0"
Invert 2	554.49'	180°	20"	24" RCP B WALL	30"	Hole 32	32"	30"	-3"	0"
Invert 3	557.985'	90°	38"	7" x 1" LINTEL BAR SLOT	7" x 1"	LINTEL BAR SLOT 7"x1"	7" x 1"	7"	42"	-16"
Invert 4	557.985'	90°	70"	7" x 1" LINTEL BAR SLOT	7" x 1"	LINTEL BAR SLOT 7"x1"	7" x 1"	7"	42"	16"
Invert 5	557.985'	270°	38"	7" x 1" LINTEL BAR SLOT	7" x 1"	LINTEL BAR SLOT 7"x1"	7" x 1"	7"	42"	-16"
Invert 6	557.985'	270°	70"	7" x 1" LINTEL BAR SLOT	7" x 1"	LINTEL BAR SLOT 7"x1"	7" x 1"	7"	42"	16"
Invert 7										
Invert 8										

RIGHT-SIDE UP VIEW (int. dimensions)

UPSIDE-DOWN VIEW (int. dimensions)

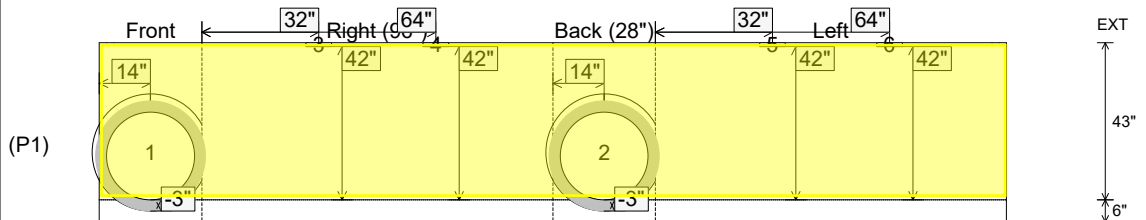


**1ST POUR (FLOOR) = 2,175 LBS
 2ND POUR (WALLS) = 5,267 LBS**



2ND POUR (WALLS)

INSIDE WALL DIMENSIONS



Coating (Int):
 Coating (Ext):

Seam Up: Flat
 Seam Dn: n/a

Wall Thickness: 6"
 Floor Height: 6"

Height (Int): 43"
 Height (Ext): 49"

Weight (Net): 7442 lb
 Volume (Net): 1.9cu.yd