

Job Name: 26-1303 - Hale Ave & Woods Ferry Rd. Stormwater  
 Job Location: Gallatin, TN 37066  
 Contractor: Stewart Richey

Plant: 100  
 4/13/2026 7:05:17 PM

Tech: Jared - F  
 PC: T. Lewis



**Structure ID: 119-11 ST-DCI**

**P1 BX28640606-VH**

**BOX BASE 6inW, 6inF, Variable Ht F/n**

- P2) 28" x 64" - CASTING HEIGHT - 7.50"
- P1) 28" x 64" - BOX BASE 6inW, 6inF, Variable Ht F/n - 40"
- 1) CASTING - JBS 3300 F/G/H - Double Curb Inlet
- 1) 28" x 64" - Conseal CS-102 1.00"
- 2) Hole - 32
- 2) LINTEL BAR SLOT n/n - 7"x1"

0 lb  
 5105 lb  
 500 lb  
 0 lb  
 0 lb  
 0 lb  
 -----  
 Structure Total: 5605 lb

- Structure Notes:**
1. PER ASTM C913 SPECIFICATIONS.
  2. CONCRETE = 4,000 PSI AT 28 DAYS.
  3. NO STEPS AND NO INVERT CHANNEL.
  4. CASTING BY ICAST (JBS 3300 F/G/H - DOUBLE CURB INLET).

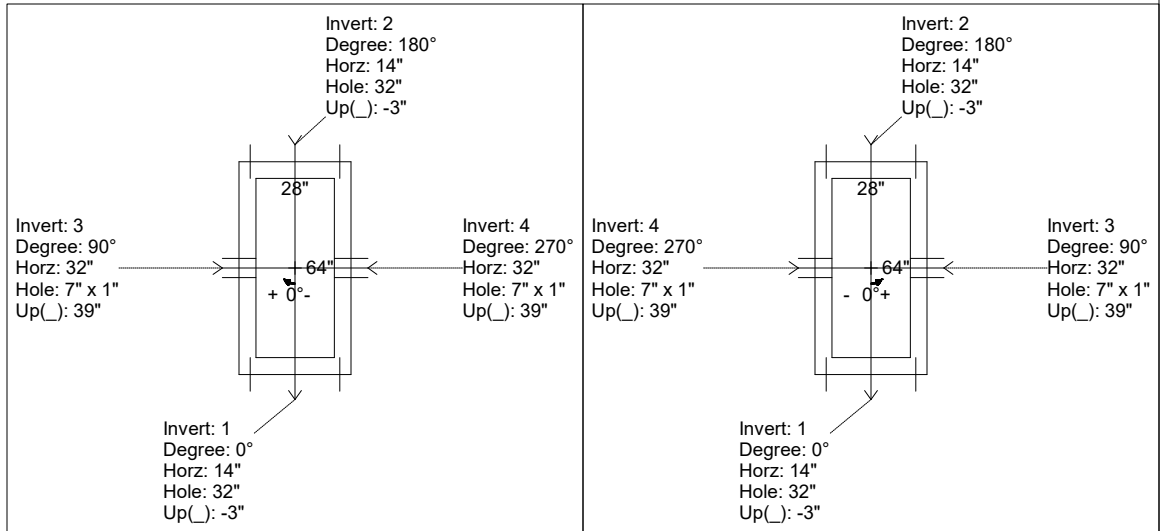
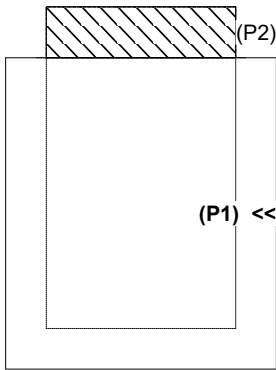
REINFORCING PER ASTM A615 (GRADE 60).  
 - WALLS (As .31) #5 BARS AT 12" C.C.E.W.  
 - FLOOR (As .31) #5 BARS AT 12" C.C.E.W.

Rim: 557.85' Rim to Invert: 3.97' Slack: 0.14" Sump: 0" Step Position:

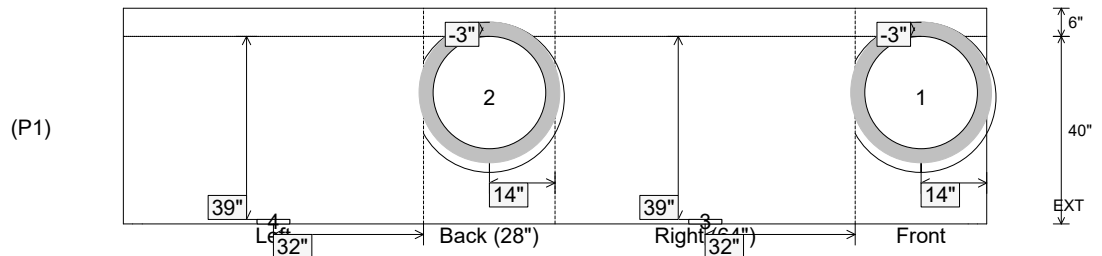
Position	Elev	Angle	Ext. (cw)	Pipe	Pipe OD	Connector	Hole	Horz Size	Up ( )	Offset
Invert 1	553.88'	0°	20"	24" RCP B WALL	30"	Hole 32	32"	30"	-3"	0"
Invert 2	553.88'	180°	20"	24" RCP B WALL	30"	Hole 32	32"	30"	-3"	0"
Invert 3	557.13'	90°	38"	7" x 1" LINTEL BAR SLOT	7" x 1"	LINTEL BAR SLOT 7"x1"	7" x 1"	7"	39"	0"
Invert 4	557.13'	270°	38"	7" x 1" LINTEL BAR SLOT	7" x 1"	LINTEL BAR SLOT 7"x1"	7" x 1"	7"	39"	0"
Invert 5										
Invert 6										
Invert 7										
Invert 8										

RIGHT-SIDE UP VIEW (int. dimensions)

UPSIDE-DOWN VIEW (int. dimensions)



INSIDE WALL DIMENSIONS



Coating (Int):  
 Coating (Ext):

Seam Up: Flat  
 Seam Dn: n/a

Wall Thickness: 6"  
 Floor Height: 6"

Height (Int): 40"  
 Height (Ext): 46"

Weight (Net): 5105 lb  
 Volume (Net): 1.3cu.yd